

# **The Florida Legislature**

## **Fiscal Analysis in Brief**

Revised September 2009



**2009 Legislative Session**

**General Appropriations Act  
Chapter 2009-81, Laws of Florida  
Adjusted for Vetoes and Supplementals**

## **FISCAL ANALYSIS IN BRIEF**

### For Fiscal Year 2009-10

The Fiscal Analysis in Brief is an annual report prepared by the Florida Legislature to summarize fiscal and budgetary information affecting the 2009-10 fiscal year.

The document contains graphical depictions and detailed listings of appropriations, fund sources, nonrecurring issues, vetoed items, financial outlooks, and legislation affecting revenues. It also includes the Truth in Bonding Statement used to support the General Appropriations Act. The document reflects appropriated funds only and does not include local revenue for educational entities such as local property tax revenues and student fees.

Various sources were used to prepare this document. Among the most important were data from the Legislative Appropriations System / Planning and Budgeting Subsystem (LAS/PBS), multiple consensus estimating conferences, the General Appropriations Act and other fiscal-related legislation, the Governor's Veto Message and explanatory information used during the appropriations process.

*Published August 2009*  
*Revised September 2009*

# TABLE OF CONTENTS

## Overview and Summaries

Chart 1 - Appropriations by Fund Source . . . . .	1
Chart 2 - Appropriations by Program Area (Sections of the Appropriations Bill) . . . . .	2
Chart 3 - Appropriations by Expenditure Type . . . . .	3
Chart 4 and Chart 5 - Appropriations History: Combined Total, Percent and Appropriation Levels . . . . .	4
Chart 6 - Total Appropriations By Program Area, By Fund Type . . . . .	5
Chart 7 - General Revenue Appropriations by Program Area . . . . .	6
Chart 8 - Summary of Appropriations . . . . .	7
Appropriations by Detail Fund . . . . .	8
Nonrecurring Appropriations Adjusted for Vetoes and Supplemental Appropriations . . . . .	13
Vetoed Appropriations . . . . .	32

## Revenue Sources and Financial Outlooks

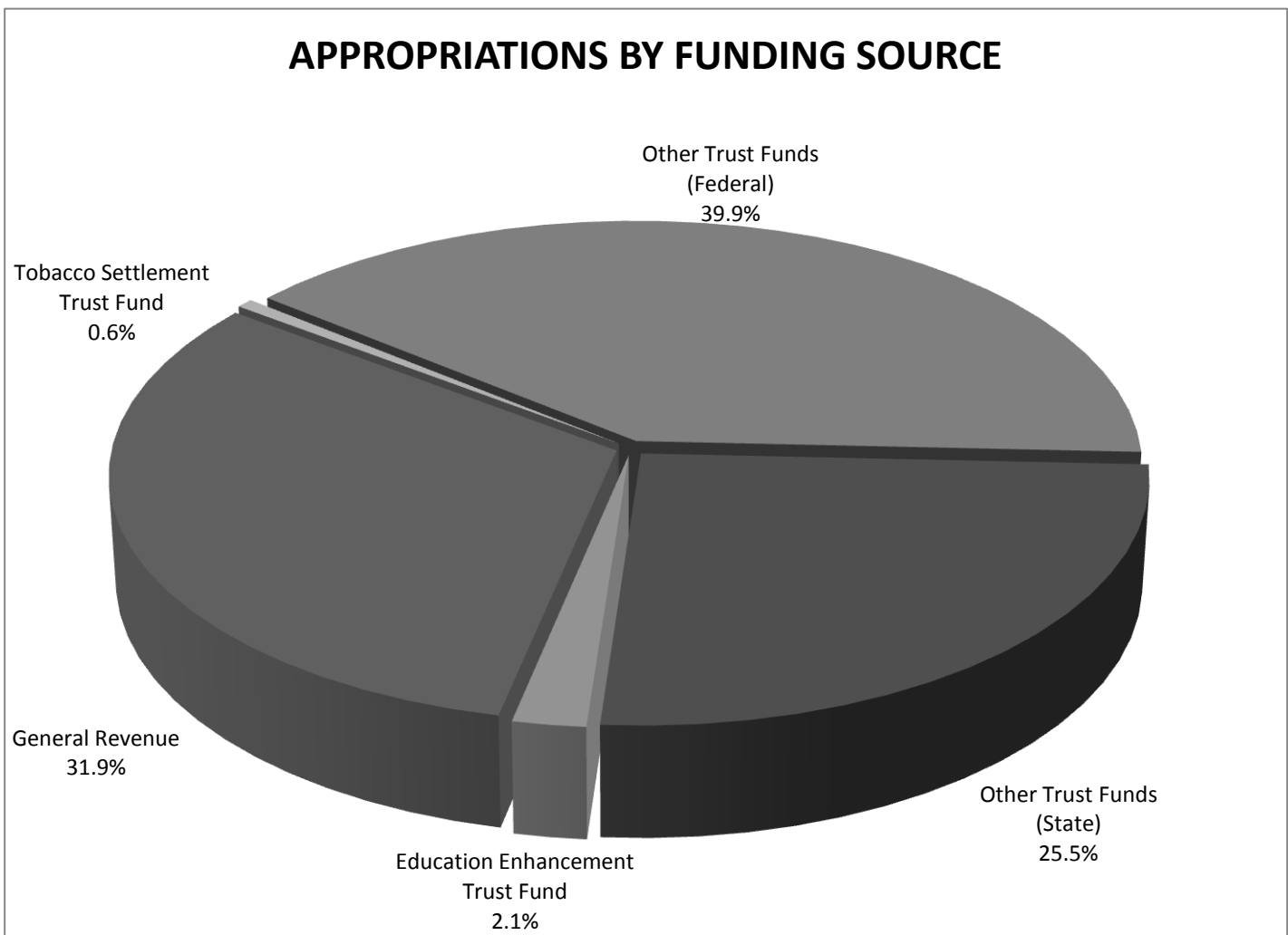
Chart 9 - Projected Recurring General Revenue Sources. . . . .	33
General Revenue Fund Consensus Revenue Estimating Conference Retrospect, FY 2006-07 and 2007-08. . . . .	34
General Revenue Fund Financial Outlook Statement FY 2008-09 through FY 2012-13 . . . . .	35
Florida Tobacco Settlement Trust Fund - Consensus Revenue Estimating Conference Retrospect, FY 2006-07 and 2007-08. . . . .	37
Florida Tobacco Settlement Trust Fund Financial Outlook Statement FY 2008-09 through FY 2012-13 . . . . .	38
Educational Enhancement Trust Fund Consensus Revenue Estimating Conference Retrospect, FY 2006-07 and 2007-08. . . . .	40
Educational Enhancement Trust Fund Financial Outlook Statement FY 2008-09 through FY 2012-13 . . . . .	41
State School Trust Fund Consensus Revenue Estimating Conference Retrospect, FY 2006-07 and 2007-08. . . . .	43
State School Trust Fund Financial Outlook Statement FY 2008-09 through FY 2012-13 . . . . .	44

## Other Related Information

Measures Affecting Revenue and Tax Administration - 2009 Regular Session . . . . .	46
Bills With Supplemental Appropriations . . . . .	51
American Recovery and Reinvestment Act Appropriations by Agency. . . . .	52
Truth in Bonding Statement FY 2009-10 . . . . .	53

**Chart 1**  
**Senate Bill 2600, Chapter 2009-81, Laws of Florida**  
**Appropriations By Fund Source For Fiscal Year 2009-10**  
**Adjusted for Vetoes and Supplementals**  
**(Dollars In Millions)**

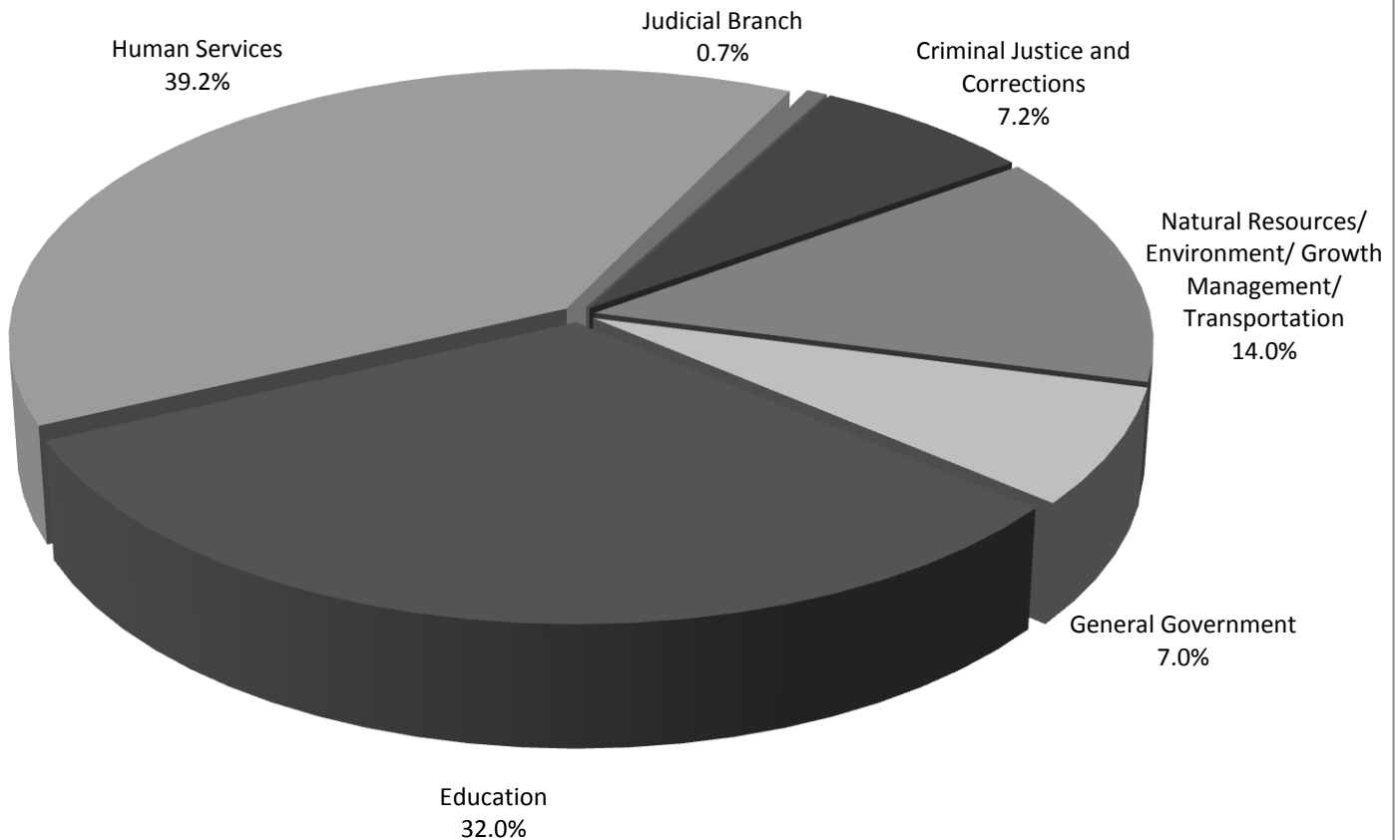
<b>Funding Source</b>	<b>Dollars</b>	<b>Percent</b>
General Revenue	21,195.3	31.9%
Tobacco Settlement Trust Fund	396.9	0.6%
Other Trust Funds (Federal)	26,540.2	39.9%
Other Trust Funds (State)	16,949.5	25.5%
Education Enhancement Trust Fund	1,423.9	2.1%
<b>Total</b>	<b>66,505.9</b>	<b>100.0%</b>



**Chart 2**  
**Senate Bill 2600, Chapter 2009-81, Laws of Florida**  
**Appropriations By Program Area For Fiscal Year 2009-10**  
**Adjusted for Vetoes and Supplementals**  
**(Dollars In Millions)**

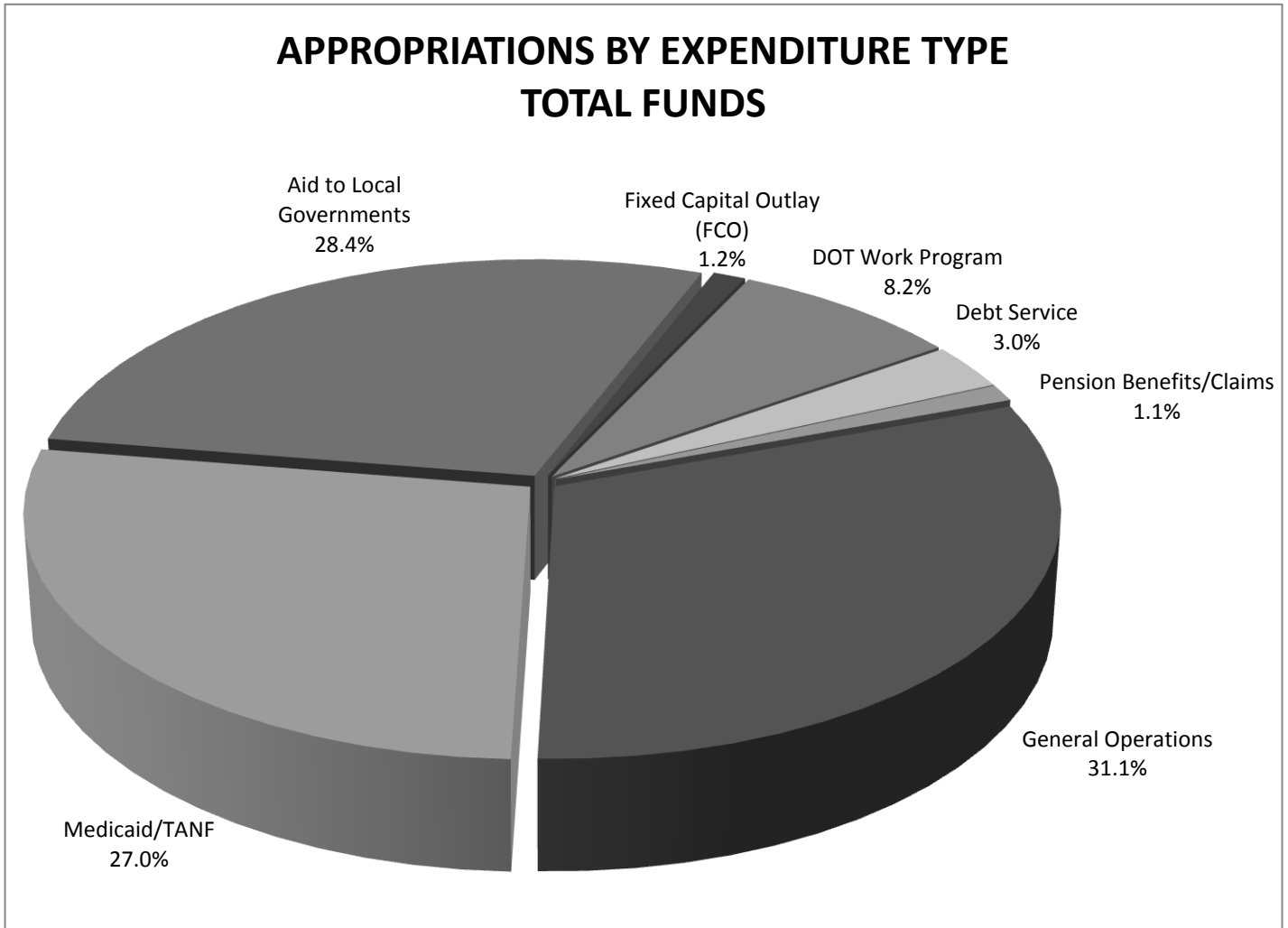
<b>Program Area (Section of General Appropriations Act)</b>	<b>Dollars</b>	<b>Percent</b>
Education	21,266.8	32.0%
Human Services	26,044.3	39.2%
Judicial Branch	451.3	0.7%
Criminal Justice and Corrections	4,762.8	7.2%
Natural Resources/ Environment/ Growth Management/ Transportation	9,293.7	14.0%
General Government	4,686.9	7.0%
<b>Total</b>	<b>66,505.9</b>	<b>100.0%</b>

**TOTAL FUNDING BY PROGRAM AREA**



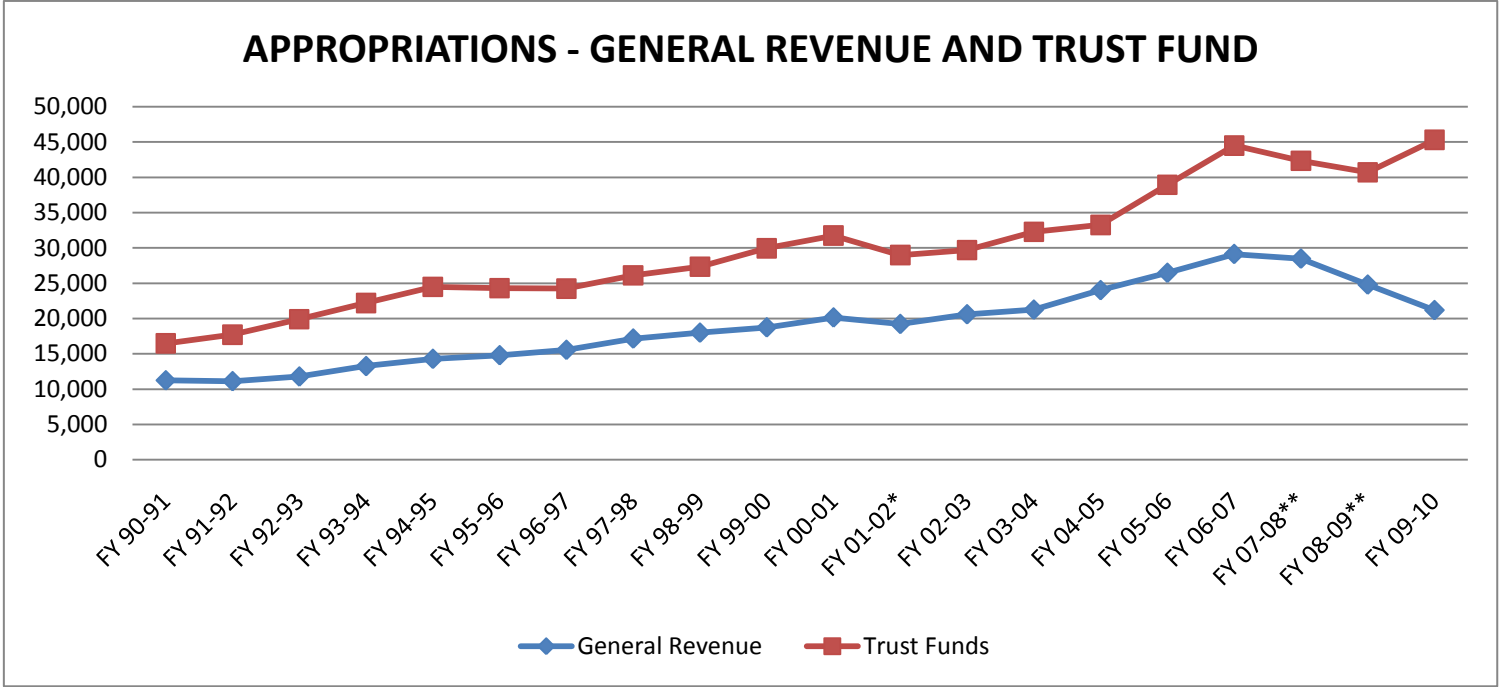
**Chart 3**  
**Senate Bill 2600, Chapter 2009-81, Laws of Florida**  
**Appropriations By Expenditure Type For Fiscal Year 2009-10**  
**Adjusted for Vetoes and Supplementals**  
**(Dollars In Millions)**

<b>Expenditure Type</b>	<b>Dollars</b>	<b>Percent</b>
General Operations	20,662.8	31.1%
Medicaid/TANF	17,956.4	27.0%
Aid to Local Governments	18,919.4	28.4%
Fixed Capital Outlay (FCO)	777.7	1.2%
DOT Work Program	5,450.1	8.2%
Debt Service	2,000.8	3.0%
Pension Benefits/Claims	738.8	1.1%
<b>Total</b>	<b>66,505.9</b>	<b>100.0%</b>

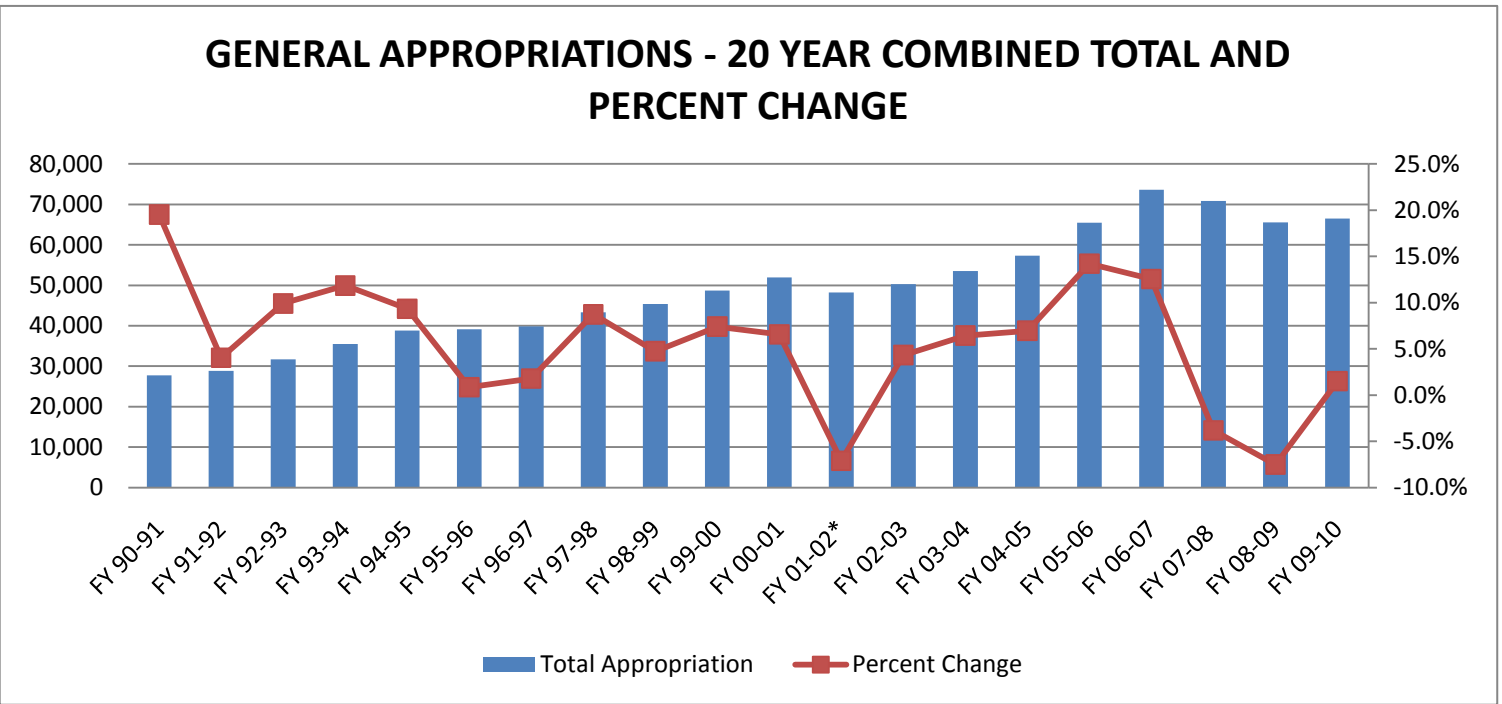


**Charts 4 AND 5**  
**Senate Bill 2600, Chapter 2009-81, Laws of Florida**  
**Appropriations History**  
**Adjusted for Vetoes and Supplementals**  
**(Dollars In Millions)**

**Chart 4**



**Chart 5**

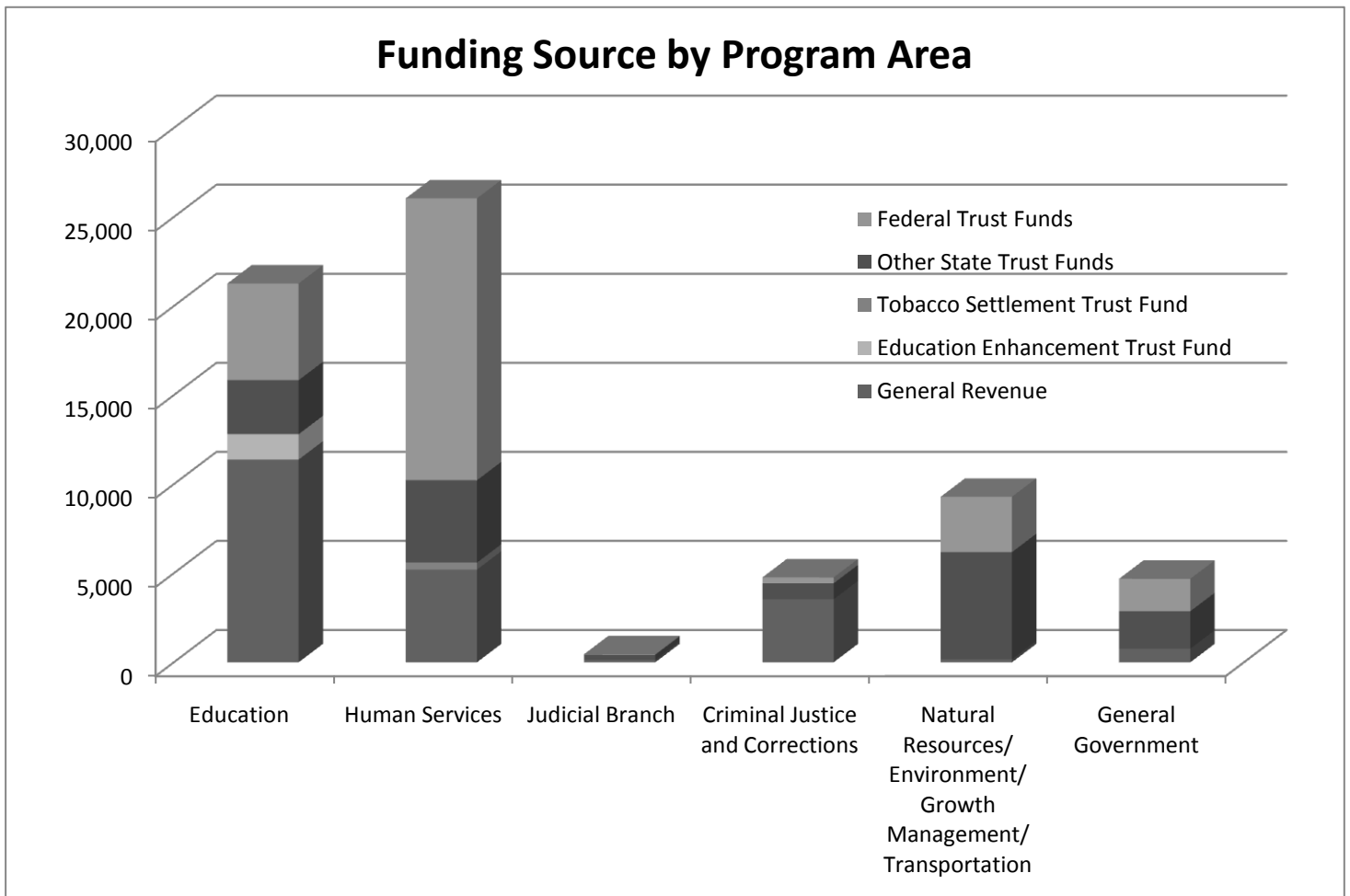


\*Fiscal Year 2001-02 Adjusted for December Special Session. Also in Fiscal Year 2001-02, \$6,367.9 million in statutory appropriations were removed from the operating budget.

\*\*Fiscal Years 2007-08 and 2008-09 reflect appropriations after Special Sessions.

**Chart 6**  
**Senate Bill 2600, Chapter 2009-81, Laws of Florida**  
**Appropriations By Program Area and Fund Type For Fiscal Year 2009-10**  
**Adjusted for Vetoes and Supplementals**  
**(Dollars In Millions)**

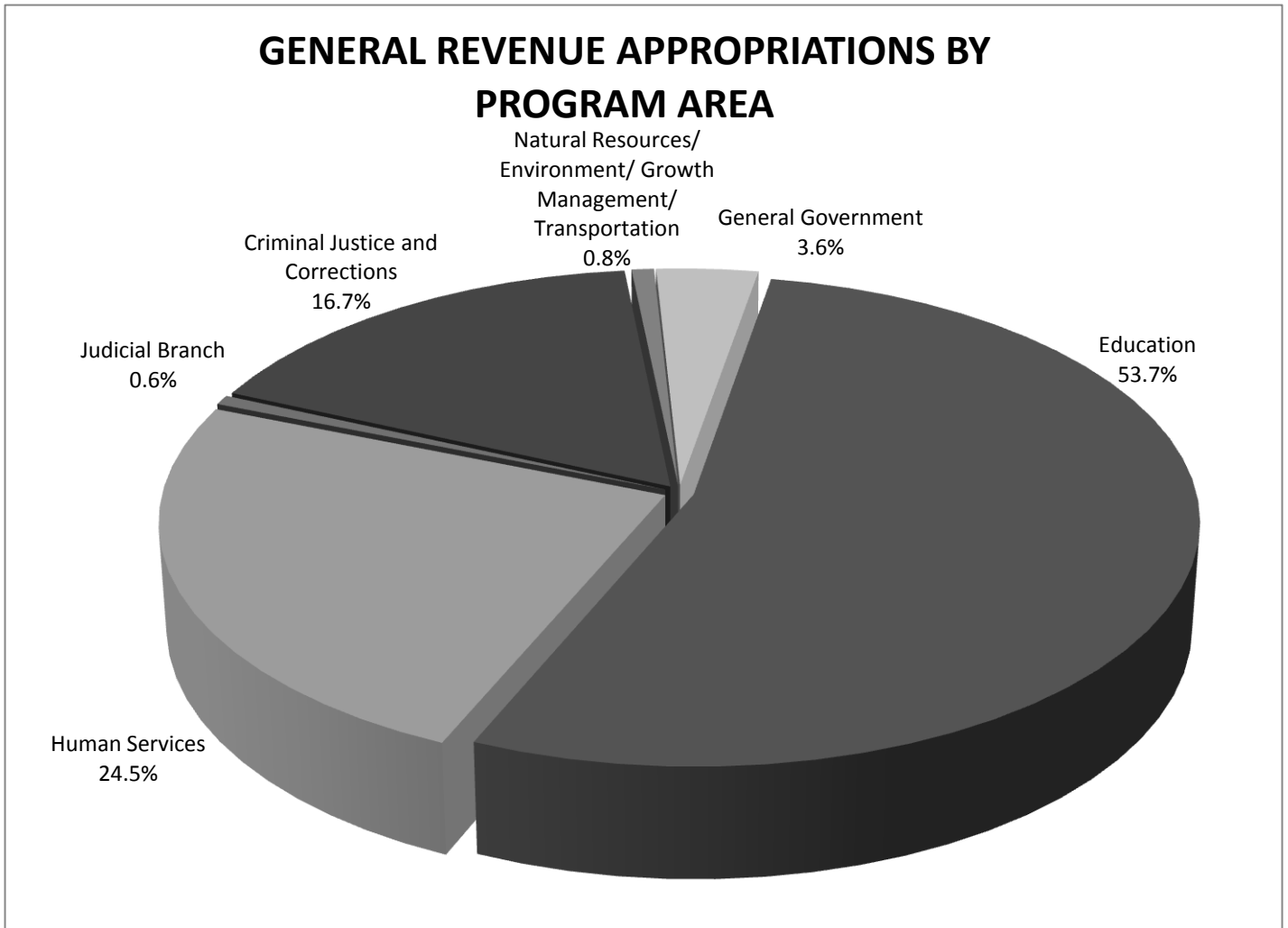
Program Area (Section of General Appropriations Act)	General Revenue	Education Enhancement Trust Fund	Tobacco Settlement Trust Fund	Other State Trust Funds	Federal Trust Funds	All Funds
Education	11,382.1	1,423.9	-	3,031.7	5,429.2	21,266.8
Human Services	5,200.6	-	396.9	4,622.1	15,824.7	26,044.3
Judicial Branch	134.6	-	-	289.3	27.4	451.3
Criminal Justice and Corrections	3,540.4	-	-	893.2	329.2	4,762.8
Natural Resources/ Environment/ Growth Management/ Transportation	169.2	-	-	6,015.0	3,109.5	9,293.7
General Government	768.5	-	-	2,098.2	1,820.2	4,686.9
<b>Total</b>	<b>21,195.3</b>	<b>1,423.9</b>	<b>396.9</b>	<b>16,949.5</b>	<b>26,540.2</b>	<b>66,505.9</b>





**Chart 7**  
**Senate Bill 2600, Chapter 2009-81, Laws of Florida**  
**General Revenue Appropriations By Program Area For Fiscal Year 2009-10**  
**Adjusted for Vetoes and Supplementals**  
**(Dollars In Millions)**

<b>Program Area (Section of General Appropriations Act)</b>	<b>Dollars</b>	<b>Percent</b>
Education	11,382.1	53.7%
Human Services	5,200.6	24.5%
Judicial Branch	134.6	0.6%
Criminal Justice and Corrections	3,540.4	16.7%
Natural Resources/ Environment/ Growth Management/ Transportation	169.2	0.8%
General Government	768.5	3.6%
<b>Total</b>	<b>21,195.3</b>	<b>100.0%</b>



**Chart 8**  
**Summary of Fiscal Year 2009-10 Appropriations**  
**Senate Bill 2600, Chapter 2009-81, Laws of Florida**  
**and Other Legislative Actions**  
**(Dollars In Millions)**

LEGISLATION - Bill Number (Laws of Florida Number)	Fund Source						All Funds
	General Revenue	Education Enhancement Trust Fund	PECO Trust Fund	Tobacco Settlement Trust Fund	Other State Trust Funds	Federal Trust Funds	
<b>I. Conference Report on SB 2600, General Appropriations Act for FY 2009-10 (Chapter 2009-81, L.O.F.)</b>							
<i>Sections 1-7</i>	21,193.8	1,423.9	1,322.6	396.9	15,659.0	26,540.2	66,536.4
<i>Sections 8 - 87</i>	7.4						7.4
<i>Less Vetoed Items</i>							0.0
<i>Less Failed Contingencies</i>	(6.0)				(33.2)		(39.2)
Net 2009-10 Appropriations in the General Appropriations Act	21,195.2	1,423.9	1,322.6	396.9	15,625.8	26,540.2	66,504.6
<b>II. Fiscal Year 2009-10 Supplemental Appropriations and Claims Bills</b>							
	0.2				1.1		1.3
<b>SUBTOTAL</b>	21,195.3	1,423.9	1,322.6	396.9	15,626.9	26,540.2	66,505.9
<b>III. Other 2009-10 Appropriations and Transfers</b>							
Transfer to the Budget Stabilization Fund							0.0
<b>Total Effective 2009-10 Appropriations as Adjusted</b>	<b>21,195.3</b>	<b>1,423.9</b>	<b>1,322.6</b>	<b>396.9</b>	<b>15,626.9</b>	<b>26,540.2</b>	<b>66,505.9</b>

**Fiscal Year 2009-10 Appropriations by Detail Fund  
Adjusted for Vetoes and Supplementals**

<b>Fund Title</b>	<b>Fund #</b>	<b>State Dollars</b>	<b>Federal Dollars</b>	<b>Total Dollars</b>
ADMINISTRATIVE TRUST FUND	2021	197,076,052	113,999,558	311,075,610
AG EMERGENCY ERAD TF	2360	11,613,563		11,613,563
AG LAW ENFORCEMENT TF	2025	162,657		162,657
AIR POLLUTION CONTROL TF	2035	26,358,967	3,388,250	29,747,217
ALCOHOL/DRUGABU/MEN HLH TF	2027	-	130,699,820	130,699,820
ALCOHOLIC,BEV,TOBACCO TF	2022	26,296,307		26,296,307
ANCILLARY FAC CONST TF	2026	141,000,000		141,000,000
ANTI-FRAUD TRUST FUND	2038	390,566		390,566
ARCHITECTS INCIDENTAL TF	2033	1,738,966		1,738,966
BIOMEDICAL RESEARCH TF	2245	52,202,047		52,202,047
BRAIN & SPINAL CORD INJ/TF	2390	16,936,146	8,310,771	25,246,917
BUREAU OF AIRCRAFT TF	2066	630,625		630,625
CAMP BLANDING MANAGEMNT TF	2069	1,543,641		1,543,641
CAP IMPROVEMENTS FEE TF	2071	28,500,000		28,500,000
CAPITAL COLLATERAL REG TF	2073	200,000		200,000
CERTIFICATION PROGRAM TF	2092	1,562,168		1,562,168
CHILD CARE/DEV BLK GRNT TF	2098	-	432,684,206	432,684,206
CHILD SUPPORT INCENTIVE TF	2075	15,788,161	28,376,360	44,164,521
CHILD SUPPORT TRUST FUND	2084	7,589,490	15,532,146	23,121,636
CHILD WELFARE TRAINING TF	2083	4,330,502		4,330,502
CITRUS ADVERTISING TF	2090	60,183,353	6,655,000	66,838,353
CITRUS INSPECTION TF	2093	14,439,580		14,439,580
CIVIL RICO TRUST FUND	2095	374,758		374,758
CLERKS OF THE COURT TF	2588	453,110,898		453,110,898
COASTAL PROTECTION TF	2099	15,162,221		15,162,221
COMMUN SVCS BLOCK GRANT TF	2118	382	48,019,362	48,019,744
COMMUNICATIONS WKG CAP TF	2105	131,657,735		131,657,735
CONS/REC LANDS PROGRAM TF	2931	37,938,991		37,938,991
CONSERVATION/REC LANDS TF	2131	59,194,083		59,194,083
CORRECTION WORK PROGRAM TF	2151	28,303,701		28,303,701
COUNTY HEALTH DEPT TF	2141	743,731,767	149,738,116	893,469,883
COURT EDUCATION TRUST FUND	2146	3,312,742		3,312,742
COURT/CSE COLL SYS TF	2115	1,810,022		1,810,022
CRIM JUST STAND & TRAIN TF	2148	19,706,223		19,706,223
CRIME STOPPERS TF	2202	4,660,903		4,660,903
CRIMES COMPENSATION TF	2149	32,029,421		32,029,421
CSE APP FEE & PROG REV TF	2104	2,665,769		2,665,769
DISPLACED HOMEMAKER TF	2160	2,060,024		2,060,024
DIV OF LICENSING TF	2163	18,516,136		18,516,136
DIV UNIV FAC CONST ADM TF	2222	5,733,852		5,733,852
DOMESTIC VIOLENCE TF	2157	10,864,483		10,864,483
DONATIONS TRUST FUND	2168	50,681,205	111,283,228	161,964,433
DRINKING WATER REV LOAN TF	2044	-	90,474,000	90,474,000

**Fiscal Year 2009-10 Appropriations by Detail Fund  
Adjusted for Vetoes and Supplementals**

<b>Fund Title</b>	<b>Fund #</b>	<b>State Dollars</b>	<b>Federal Dollars</b>	<b>Total Dollars</b>
DRUGS/DEVICES/COSMETIC TF	2173	2,905,660		2,905,660
ECON DEVELOP TRANSPORT TF	2175	20,300,000		20,300,000
ECONOMIC DEVELOPMENT TF	2177	5,464,580		5,464,580
ECOSYSTEM MGT & RESTOR TF	2193	25,438,435		25,438,435
ED CERTIFICATION/SVC TF	2176	7,769,441		7,769,441
ED MEDIA & TECHNOLOGY TF	2183	1,600,000		1,600,000
ED/GEN STUD & OTHR FEES TF	2164	1,180,053,086		1,180,053,086
EDUCATIONAL ENHANCEMENT TF	2178	1,423,867,883		1,423,867,883
ELECTIONS COMMISSION TF	2511	1,313,580		1,313,580
EMER MGMG PREP/ASST TF	2191	12,663,825		12,663,825
EMERGENCY MED SVC TF	2192	15,725,020		15,725,020
EMPLOYMENT SECURITY ADM TF	2195	344,598,216	496,015,770	840,613,986
ENERGY CONSUMPTION TF	2174	-	281,568	281,568
ENVIRONMENTAL LAB TF	2050	8,035,199		8,035,199
EPILEPSY SERVICES TF	2197	1,522,767		1,522,767
EXEC BR LOBBY REGIS TF	2203	138,708		138,708
FED EM MGT PROG SUPT TF	2525	70,354	26,661,593	26,731,947
FED LAW ENFORCEMENT TF	2719	1,451,597	3,535,937	4,987,534
FEDERAL GRANTS TRUST FUND	2261	19,631,942	7,007,263,084	7,026,895,026
FEDERAL REHABILITATION TF	2270	-	207,136,387	207,136,387
FINANCIAL INST REG TF	2275	11,998,862		11,998,862
FINE ARTS COUNCIL TF	2279	-	844,467	844,467
FL AGRIC PROM CAMPAIGN TF	2920	164,733		164,733
FL CONDO/TIMESHARE/MH TF	2289	7,567,869		7,567,869
FL FACILITIES POOL CLR TF	2313	32,444,031		32,444,031
FL INTER TRADE & PROM TF	2338	5,483,222		5,483,222
FL.CRIME PREV TR IN REV TF	2302	695,068		695,068
FL.PANTHER RESCH & MAN TF	2299	921,459		921,459
FLORIDA COMMUNITIES TF	2244	1,228,784		1,228,784
FOOD & NUTRITION SVCS TF	2315	-	666,458,016	666,458,016
FORFEIT/INVES SUPPORT TF	2316	3,317,732	143,167	3,460,899
GAS TAX COLLECTION TF	2319	3,980,887		3,980,887
GENERAL INSPECTION TF	2321	71,879,805	405,754	72,285,559
GRANTS AND DONATIONS TF	2339	1,631,291,366	778,607,553	2,409,898,919
HEALTH CARE TRUST FUND	2003	881,112,068	18,365,868	899,477,936
HIGHWAY PATROL INS TF	2364	325,995		325,995
HIGHWAY SAFETY OPER TF	2009	368,711,991	9,567,188	378,279,179
HOTEL AND RESTAURANT TF	2375	19,114,847		19,114,847
INCIDENTAL TRUST FUND	2381	13,419,879		13,419,879
INDIGENT CIVIL DEFENSE TF	2976	871,975		871,975
INDIGENT CRIM DEFENSE TF	2974	14,367,212		14,367,212
INLAND PROTECTION TF	2212	48,302,987		48,302,987
INSTITUTE ASSESSMENT TF	2380	3,573,263		3,573,263

**Fiscal Year 2009-10 Appropriations by Detail Fund  
Adjusted for Vetoes and Supplementals**

<b>Fund Title</b>	<b>Fund #</b>	<b>State Dollars</b>	<b>Federal Dollars</b>	<b>Total Dollars</b>
INSURANCE REG TF	2393	97,419,377		97,419,377
INTERNAL IMPROVEMENT TF	2408	15,112,637		15,112,637
INVASIVE PLANT CONTROL TF	2030	30,747,596		30,747,596
JUV CRIME PREV/ERLY INT TF	2415	412,903		412,903
JUVENILE JUSTICE TRNG TF	2417	2,760,227		2,760,227
L/G HF-CT SALES TAX CL TF	2455	16,760,000		16,760,000
LAND ACQUISITION TF	2423	471,281,447		471,281,447
LAW ENFORCEMENT RADIO TF	2432	22,740,090		22,740,090
LAW ENFORCEMENT TF	2434	2,164,450		2,164,450
LEGAL AFFAIRS REVOLVING TF	2439	13,906,803		13,906,803
LEGAL SERVICES TRUST FUND	2438	30,776,065		30,776,065
LEGIS LOBBYIST REGIS TF	2442	292,700		292,700
LIBRARY SERVICES TF	2450	25,946	8,776,861	8,802,807
LOCAL GOV HOUSING TF	2250	31,110,000		31,110,000
LOW INC HOME ENRGY ASST TF	2451	-	91,728,543	91,728,543
MARINE RESOURCES CONSV TF	2467	60,788,248	10,779,521	71,567,769
MARKET IMP WKG CAP TF	2473	3,478,650		3,478,650
MARKET TRADE SHOW TF	2466	176,601		176,601
MAT/CH HLTH BLOCK GRANT TF	2475	-	17,635,957	17,635,957
MEDIATION/ARBITRATION TF	2213	12,675,209		12,675,209
MEDICAL CARE TRUST FUND	2474	554,338,724	11,510,987,303	12,065,326,027
MEDICAL QLTY ASSURANCE TF	2352	59,269,860	226,536	59,496,396
MINERALS TRUST FUND	2499	3,898,290		3,898,290
MOTOR VEHICLE WARRANTY TF	2492	2,100,685		2,100,685
NON-GAME WILDLIFE TF	2504	4,900,588	89,067	4,989,655
NON-MANDATORY LAND RECL TF	2506	17,893,337		17,893,337
NURS STDNT LOAN FORGIVE TF	2505	1,168,379		1,168,379
OPERATING TRUST FUND	2510	368,679,125	2,147,265	370,826,390
OPERATIONS AND MAINT TF	2516	57,003,571	1,052,644,646	1,109,648,217
OPTIONAL RETIREMENT PRG TF	2517	156,669		156,669
PARI-MUTUEL WAGERING TF	2520	14,247,727		14,247,727
PERC TRUST FUND	2558	1,763,129		1,763,129
PERMIT FEE TRUST FUND	2526	16,201,648		16,201,648
PEST CONTROL TRUST FUND	2528	3,409,489		3,409,489
PHOSPHATE RESEARCH TF	2530	7,303,188		7,303,188
PLAN AND BUDGET SYSTEM TF	2535	5,750,551		5,750,551
PLANNING AND EVALUATION TF	2531	18,537,565	10,005,865	28,543,430
PLANT INDUSTRY TF	2507	5,987,349		5,987,349
POL/FIREMEN PREMIUM TAX TF	2532	1,038,267		1,038,267
PRETAX BENEFITS TRUST FUND	2570	914,658		914,658
PREVENT HLTH SVCS BL GR TF	2539	-	1,502,827	1,502,827
PRINCIPAL STATE SCHOOL TF	2543	159,546,288		159,546,288
PRISON INDUSTRIES TF	2385	750,000		750,000

**Fiscal Year 2009-10 Appropriations by Detail Fund  
Adjusted for Vetoes and Supplementals**

<b>Fund Title</b>	<b>Fund #</b>	<b>State Dollars</b>	<b>Federal Dollars</b>	<b>Total Dollars</b>
PRIVATE INMATE WELFARE TF	2623	2,093,348		2,093,348
PROFESSIONAL REGULATION TF	2547	27,844,542		27,844,542
PROFESSIONAL SPORTS DEV TF	2551	2,500,000		2,500,000
PUB MEDICAL ASST TF	2565	538,220,000		538,220,000
PUB/DEF REVENUE TF	2059	4,751,885		4,751,885
PUBL FACILITIES FINANCE TF	2495	2,471,529		2,471,529
PUBLIC ED CO&DS TRUST FUND	2555	1,322,600,000		1,322,600,000
QUALITY LONG-TERM CARE TF	2126	-	1,000,000	1,000,000
R-O-W ACQ/BRIDGE CONST TF	2586	341,775,229		341,775,229
RADIATION PROTECTION TF	2569	7,694,065	498,492	8,192,557
RAPE CRISIS PROGRAM TF	2089	2,064,417		2,064,417
RECORDS MANAGEMENT TF	2572	2,764,631		2,764,631
REFUGEE ASSISTANCE TF	2579	-	22,588,990	22,588,990
REGULATORY TRUST FUND	2573	57,501,794		57,501,794
RELOCATION & CONST TF	2584	750,000		750,000
RET HLTH INS SUBSIDY TF	2583	82,217		82,217
REVOLVING TRUST FUND	2600	1,000,000	4,055,755	5,055,755
SALE/GOODS & SERVICES TF	2606	3,305,076		3,305,076
SALTWTR PRODUCTS PROM TF	2609	1,148,915		1,148,915
SAVE OUR EVERGLADES TF	2221	72,055,909		72,055,909
SAVE THE MANATEE TF	2611	3,534,036		3,534,036
SCH/DIS & CC/DIS CO&DS TF	2612	126,185,025		126,185,025
SHARED CO/STATE JUV DET TF	2685	99,284,985		99,284,985
SMALL CITIES COMM BLK GRNT	2109	-	42,084,810	42,084,810
SOCIAL SVCS BLK GRT TF	2639	9,188,440	211,411,664	220,600,104
SOLID WASTE MGMT TF	2644	13,847,486		13,847,486
SOPHOMORE LEVEL TEST TF	2646	116,920		116,920
SPEC EMPLOYMNT SECU ADM TF	2648	13,864,653		13,864,653
ST ST FIN ASSIST TF	2240	5,192,529		5,192,529
ST TRANSPORT (PRIMARY) TF	2540	3,871,557,333	1,866,625,669	5,738,183,002
STATE ATTNYS REVENUE TF	2058	9,515,949		9,515,949
STATE COURTS REVENUE TF	2057	263,188,168		263,188,168
STATE EMPLOYEES DIS INS TF	2671	48,204		48,204
STATE EMPLY HEALTH INS TF	2668	24,176,715		24,176,715
STATE EMPLY LIFE INS TF	2667	33,827		33,827
STATE GAME TRUST FUND	2672	33,995,126	1,178,722	35,173,848
STATE HOMES/VETERANS TF	2692	1,638,000		1,638,000
STATE PARK TRUST FUND	2675	74,964,362		74,964,362
STATE PERSONNEL SYSTEM TF	2678	48,194,369		48,194,369
STATE RISK MGMT TF	2078	17,499,912		17,499,912
STUDENT LOAN OPERATING TF	2397	-	37,227,703	37,227,703
SUPERVISION TRUST FUND	2696	64,839,849		64,839,849
SURPLUS PROPERTY REVOLV TF	2699	317,451		317,451

**Fiscal Year 2009-10 Appropriations by Detail Fund  
Adjusted for Vetoes and Supplementals**

<b>Fund Title</b>	<b>Fund #</b>	<b>State Dollars</b>	<b>Federal Dollars</b>	<b>Total Dollars</b>
TEACHER CERT EXAM TF	2727	16,500,000		16,500,000
TOBACCO SETTLEMENT TF	2122	396,947,443		396,947,443
TOLL FAC REVOLVING TF	2729	40,123,850		40,123,850
TOURISM PROMOTION TF	2722	21,315,007		21,315,007
TRANSPORT DISADVANTAGED TF	2731	41,512,885	66,452,126	107,965,011
TREASURY ADM/INVEST TF	2725	5,682,288		5,682,288
TRUST FUNDS	2732	6,900,000	127,578,415	134,478,415
TURNPIKE GEN RESERVE TF	2326	293,291,216		293,291,216
TURNPIKE RENEW/REPLACE TF	2324	25,325,133		25,325,133
U.S. CONTRIBUTIONS TF	2750	-	254,386,226	254,386,226
U.S. TRUST FUND	2738	-	150,410,729	150,410,729
UNCLAIMED PROPERTY TF	2007	4,057,262		4,057,262
VITICULTURE TRUST FUND	2773	309,580		309,580
WASTEWTR/STORMWTR REVOL TF	2661	-	163,386,374	163,386,374
WATER MANAGEMENT LANDS TF	2776	22,752,776		22,752,776
WATER QUALITY ASSURANCE TF	2780	37,333,139		37,333,139
WELFARE TRANSITION TF	2401	-	499,650,710	499,650,710
WIRELESS COMM E911 TF	2344	139,193,431		139,193,431
WORKERS' COMP ADMIN TF	2795	39,901,514	180,864	40,082,378
WORKERS'COMP SPEC DISAB TF	2798	1,317,204		1,317,204
WORKING CAPITAL TRUST FUND	2792	65,181,094	30,528,352	95,709,446
<b>TOTAL TRUST FUNDS</b>		<b>18,770,321,189</b>	<b>26,540,217,161</b>	<b>45,310,538,350</b>
<b>GENERAL REVENUE FUND</b>	<b>1000</b>	<b>21,195,321,412</b>		<b>21,195,321,412</b>
<b>GRAND TOTAL</b>		<b>39,965,642,601</b>	<b>26,540,217,161</b>	<b>66,505,859,762</b>

**Fiscal Year 2009-10 Nonrecurring Appropriations  
Adjusted for Vetoes and Supplementals**

<b>BUDGET ENTITY/ISSUE TITLE</b>	<b>GENERAL REVENUE</b>	<b>STATE TRUST FUNDS</b>	<b>FEDERAL TRUST FUNDS</b>
<b>ADMINISTERED FUNDS</b>			
NATURAL DISASTERS	22,138,703		
DOMESTIC SECURITY			127,578,415
<b>TOTAL ADMINISTERED FUNDS</b>	<b>22,138,703</b>	<b>-</b>	<b>127,578,415</b>

<b>AGENCY FOR HEALTH CARE ADMINISTRATION</b>			
RESTORE COVERAGE FOR ADULTS IN THE MEDICALLY NEEDY PROGRAM WITH NONRECURRING FUNDS	160,687,163	13,894,972	354,166,273
RESTORE COVERAGE FOR THE MEDICAID FOR THE AGED AND DISABLED PROGRAM WITH NONRECURRING FUNDS	113,039,411	6,827,257	247,985,758
NURSING HOME QUALITY ASSESSMENT		336,121	
LOW INCOME POOL		39,989,570	83,587,593
ESTABLISH BUDGET AUTHORITY FOR MEDICAID SERVICES		6,188,440	12,935,292
<b>TOTAL AGENCY FOR HEALTH CARE ADMINISTRATION</b>	<b>273,726,574</b>	<b>67,236,360</b>	<b>698,674,916</b>

<b>AGENCY FOR PERSONS WITH DISABILITIES</b>			
FUND SPECIAL PROJECTS WITH NONRECURRING FUNDS - ADD		475,595	
INFORMATION TECHNOLOGY INFRASTRUCTURE		635,272	
EMERGENCY RESPONSE MONITORING OF AGENCY FOR PERSONS WITH DISABILITIES- LICENSED RESIDENTIAL FACILITIES			175,000
AGENCY RESOURCES TO ADDRESS WAIVER DEFICIT		6,188,440	12,935,292
DEVELOPMENTAL SERVICES PROGRAMS		500,000	
<b>TOTAL AGENCY FOR PERSONS WITH DISABILITIES</b>	<b>-</b>	<b>7,799,307</b>	<b>13,110,292</b>

<b>AGENCY FOR WORKFORCE INNOVATION</b>			
INCREASED UNEMPLOYMENT COMPENSATION APPEALS AND INITIAL CLAIMS WORKLOAD			576,745
INCREASED UNEMPLOYMENT COMPENSATION CONTRACTED SERVICES STAFF			1,500,000



**Fiscal Year 2009-10 Nonrecurring Appropriations  
Adjusted for Vetoes and Supplementals**

<b>BUDGET ENTITY/ISSUE TITLE</b>	<b>GENERAL REVENUE</b>	<b>STATE TRUST FUNDS</b>	<b>FEDERAL TRUST FUNDS</b>
INCREASED UNEMPLOYMENT COMPENSATION CONTRACTED SERVICES FOR CALL CENTER			15,477,600
RESTORE AS NONRECURRING - CONNECTIONS JOBS DEVELOPMENT PROGRAM		100,000	
RESTORE AS NONRECURRING - QUICK RESPONSE TRAINING	3,300,000		
SCHOOL READINESS - FROM GENERAL REVENUE FUND TO SPECIAL EMPLOYMENT SECURITY ADMINISTRATION TRUST FUND - ADD		2,500,000	
INFORMATION TECHNOLOGY OPERATIONS - ADDITIONAL BUDGET AUTHORITY FOR ON-GOING APPLICATION DEVELOPMENT AND SYSTEM MAINTENANCE AND SUPPORT			1,400,000
UNEMPLOYMENT COMPENSATION BENEFITS SYSTEM REPLACEMENT			2,000,000
EMPLOYMENT SERVICES			15,479,491
DISLOCATED WORKERS			56,756,447
WORKFORCE INVESTMENT AND ACCOUNTABILITY - YOUTH PROGRAMS			19,275,582
WORKFORCE INVESTMENT AND ACCOUNTABILITY - ADULT WORKFORCE EMPLOYMENT/TRAINING			13,702,954
ADMINISTER UNEMPLOYMENT COMPENSATION PROGRAM			60,000
CHILD CARE DEVELOPMENT BLOCK GRANT FOR SCHOOL READINESS			73,331,254
FEDERAL ADDITIONAL UNEMPLOYMENT COMPENSATION (FAC)			1,000,000
WORKFORCE PROJECTS		750,000	
WIA NATIONAL EMERGENCY GRANT (NEG) FUNDS - CONTINUATION OF 2008 DISASTER FUNDING			12,000,000
PERFORMANCE BASED INITIATIVE FUNDING PROGRAM		2,800,000	
RESTORE WELFARE TRANSITION TRUST FUND- REGIONAL WORKFORCE BOARDS			8,000,000
INCREASE IN FUNDING TRANSFER FROM DEPARTMENT OF EDUCATION FOR VOLUNTARY PRE-KINDERGARTEN ENROLLMENT GROWTH			38,017,534

**Fiscal Year 2009-10 Nonrecurring Appropriations  
Adjusted for Vetoes and Supplementals**

<b>BUDGET ENTITY/ISSUE TITLE</b>	<b>GENERAL REVENUE</b>	<b>STATE TRUST FUNDS</b>	<b>FEDERAL TRUST FUNDS</b>
DESIGN AND IMPLEMENTATION OF THE EARLY LEARNING INFORMATION SYSTEM (ELIS)		1,000,000	
MAINTENANCE AND REPAIR			650,500
<b>TOTAL AGENCY FOR WORKFORCE INNOVATION</b>	<b>3,300,000</b>	<b>7,150,000</b>	<b>259,228,107</b>

<b>DEPARTMENT OF AGRICULTURE AND CONSUMER SERVICES</b>			
CONTINUATION OF BUDGET AMENDMENT DACS-041 - AMERICAN RECOVERY AND REINVESTMENT ACT (STIMULUS PACKAGE)			1,914,393
TRANSFER SURVEYORS & MAPPERS REGULATORY PROGRAM FROM DEPT BUSINESS & PROFESSIONAL REG TO DEPT OF AGRICULTURE & CONSUMER SERVICES		210,048	
REPLACEMENT EQUIPMENT			265,000
REPLACEMENT OF MOTOR VEHICLES		252,609	187,440
ADDITIONAL EQUIPMENT			15,000
ANNUALIZATION OF BUDGET AMENDMENT DACS-041 - AMERICAN RECOVERY AND REINVESTMENT ACT (STIMULUS PACKAGE)			(150,000)
BOVINE SPONGIFORM ENCEPHALOPATHY (BSE) PREVENTION PROGRAM			239,888
LABORATORY INFORMATION MANAGEMENT SYSTEM UPGRADE		360,000	
DIVISION OF LICENSING - INTERACTIVE VOICE RESPONSE (IVR) FOR PHONE SYSTEM		178,272	
DIVISION OF LICENSING - ONLINE PRE-APPLICATION SCREENING/INFORMATION COLLECTION ENHANCEMENT		283,800	
AMERICAN RECOVERY AND REINVESTMENT ACT - FEDERAL STIMULUS FUNDING			12,500,000
COMMUNITY WILDFIRE MITIGATION PROGRAM			29,412
FARM SHARE PROGRAM		200,000	
INCREASED MANPOWER NEEDS-CONCEALED WEAPONS		1,195,762	
OYSTER RE-SEEDING AND REHAB			1,167,175
APIARY PEST CONTROL DEVELOPMENT		120,000	
WATER CONSERVATION PROGRAMS		400,000	
AGRICULTURAL BEST MANAGEMENT PRACTICES DEVELOPMENT AND IMPLEMENTATION	1,400,000		

**Fiscal Year 2009-10 Nonrecurring Appropriations  
Adjusted for Vetoes and Supplementals**

<b>BUDGET ENTITY/ISSUE TITLE</b>	<b>GENERAL REVENUE</b>	<b>STATE TRUST FUNDS</b>	<b>FEDERAL TRUST FUNDS</b>
NORTHERN EVERGLADES AND ESTUARIES PROTECTION AREAS		3,000,000	
BIOLOGICALLY BASED NUTRIENT CONTROL TECHNOLOGIES		1,000,000	
AGRICULTURE - SPECIALTY CROP BLOCK GRANTS			6,000,000
SUPPORT FOR FOOD BANK		100,000	
STERILE MEDFLY RELEASE PROGRAM		1,002,374	
CITRUS HEALTH RESPONSE PROGRAM		1,522,159	5,885,038
AGRICULTURE BEST MANAGEMENT PRACTICES DEVELOPMENT AND IMPLEMENTATION PARTNERSHIP AGREEMENTS		963,000	
AGRICULTURAL RESEARCH	500,000		
MAINTENANCE AND REPAIR		312,800	
SPECIAL PURPOSE		865,043	
<b>TOTAL DEPARTMENT OF AGRICULTURE AND CONSUMER SERVICES</b>	<b>1,900,000</b>	<b>11,965,867</b>	<b>28,053,346</b>

<b>DEPARTMENT OF BUSINESS AND PROFESSIONAL REGULATION</b>			
SLOT OPERATIONS - MIAMI-DADE FACILITIES		44,957	
PARI-MUTUEL WAGERING - QUARTER HORSE TRACKS/CARD ROOMS		6,950	
INCREASED SLOT ENFORCEMENT OPERATIONS DUE TO REDUCED FDLE ACTIVITIES		45,708	
MAINTENANCE AND SUPPORT FOR SINGLE LICENSING SYSTEM - IN HOUSE SUPPORT		40,000	
<b>TOTAL DEPARTMENT OF BUSINESS AND PROFESSIONAL REGULATION</b>	<b>-</b>	<b>137,615</b>	<b>-</b>

<b>DEPARTMENT OF CHILDREN AND FAMILY SERVICES</b>			
FEDERAL STIMULUS PACKAGE ADJUSTMENT - ADD			2,728,408
ADOPTION SUBSIDIES RECOVERY AND REINVESTMENT PLAN - ADD			5,197,793
DISPROPORTIONATE SHARE - ADD			1,602,747
REPLACEMENT OF UNFUNDED BUDGET - GENERAL REVENUE FUND	5,900,000		

**Fiscal Year 2009-10 Nonrecurring Appropriations  
Adjusted for Vetoes and Supplementals**

<b>BUDGET ENTITY/ISSUE TITLE</b>	<b>GENERAL REVENUE</b>	<b>STATE TRUST FUNDS</b>	<b>FEDERAL TRUST FUNDS</b>
ADOPTION INCENTIVE AWARD INCREASE - ADD			5,258,000
REPLACE GENERAL REVENUE WITH MENTAL HEALTH AND SUBSTANCE ABUSE BLOCK GRANT - ADD			4,973,667
FLORIDA SACWIS SOLUTIONS PROJECT EXTENSION		589,309	1,767,925
TEMPORARY ASSISTANCE FOR NEEDY FAMILIES (TANF) ESTIMATING CONFERENCE ADJUSTMENT			44,637,095
TITLE IV-E FOSTER CARE AMERICAN RECOVERY AND REINVESTMENT PLAN - ADD			6,295,267
HOMELESS PREVENTION INCREASE			12,904,265
VIOLENCE AGAINST WOMEN PROGRAM INCREASE			5,475,410
SUPPLEMENTAL NUTRITION ASSISTANCE PROGRAM (SNAP) ADMINISTRATION INCREASE			14,569,767
MAINTENANCE ADOPTION SUBSIDIES INCREASE			2,778,883
RESTORE NONRECURRING TEMPORARY ASSISTANCE FOR NEEDY FAMILIES FUNDING			4,618,620
COMMUNITY BASED CARE RISK POOL			4,000,000
RESTORE SPECIAL PROJECTS	9,740,976	5,452,042	
COMMUNITY BASED MEDICAID ADMINISTRATIVE CLAIMING - MENTAL HEALTH AND SUBSTANCE ABUSE			516,534
COMMUNITY BASED MEDICAID ADMINISTRATIVE CLAIMING - MENTAL HEALTH AND SUBSTANCE ABUSE INCREASE			6,500,000
CONTINUE COMMUNITY MENTAL HEALTH SERVICES WITH ALCOHOL DRUG ABUSE AND MENTAL HEALTH BLOCK GRANT			5,400,000
RESTORE NONRECURRING COMMUNITY BASED CARE SERVICES		1,400,000	2,085,208
MARISSA AMORA RELIEF BILL ANNUAL REQUEST		1,700,000	
CONTINUATION OF MAINTENANCE ADOPTION SUBSIDIES FROM FISCAL YEAR 2008-2009			3,376,816
SOCIAL SERVICES BLOCK GRANT DISASTER RELIEF GRANT			54,075,305
<b>TOTAL DEPARTMENT OF CHILDREN AND FAMILY SERVICES</b>	<b>15,640,976</b>	<b>9,141,351</b>	<b>188,761,710</b>

**Fiscal Year 2009-10 Nonrecurring Appropriations  
Adjusted for Vetoes and Supplementals**

<b>BUDGET ENTITY/ISSUE TITLE</b>	<b>GENERAL REVENUE</b>	<b>STATE TRUST FUNDS</b>	<b>FEDERAL TRUST FUNDS</b>
<b>DEPARTMENT OF COMMUNITY AFFAIRS</b>			
CONTINUATION OF PUBLIC SAFETY INTEROPERABILITY COMMUNICATIONS GRANT PROGRAM			33,492,550
NON-RECURRING REDUCTION TO TECHNICAL PLANNING AND ASSISTANCE DUE TO DOCUMENTARY STAMP SHORTFALL		(1,079,994)	
COMMUNITY SERVICES BLOCK GRANT ASSISTANCE			29,100,000
COMPREHENSIVE PLANNING ADVERTISING COSTS INCREASE FOR SCHOOLS-SB 360 IMPLEMENTATION		41,000	
LEGAL ADVERTISING COST REQUIRED BY CHAPTER 163, FLORIDA STATUTES		226,181	
INCREASED LEGAL EXPENSES		129,730	
REGIONAL PLANNING COUNCILS	2,500,000		
NATIONAL FLOOD INSURANCE PROGRAM COMMUNITY ASSISTANCE PROGRAM			213,760
CONTINUATION OF HB7121 LIGHT DETECTION AND RANGING (LIDAR) TECHNOLOGY INITIATIVE			750,000
SEVERE REPETITIVE LOSS PILOT PROGRAM			4,177,066
EMERGENCY MANAGEMENT PERFORMANCE GRANT FUNDING INCREASE			7,566,360
FEDERAL DECLARED DISASTER FUNDING		22,138,703	252,262,106
POST-DISASTER REDEVELOPMENT PLANNING			25,000
PRE-DISASTER MITIGATION PROGRAM			5,000,000
REPETITIVE FLOOD CLAIMS PROGRAM			1,671,022
RESIDENTIAL CONSTRUCTION MITIGATION PROGRAM		6,921,764	
INTEROPERABLE DATA COMMUNICATIONS SYSTEMS			3,033,346
DISASTER RECOVERY STAFFING - MAKE NONRECURRING		54,142	346,598
CIVIL LEGAL ASSISTANCE		1,000,000	
INCREASE FEDERAL GRANT AWARD - LOW INCOME HOME ENERGY ASSISTANCE PROGRAM			65,470,000

**Fiscal Year 2009-10 Nonrecurring Appropriations  
Adjusted for Vetoes and Supplementals**

<b>BUDGET ENTITY/ISSUE TITLE</b>	<b>GENERAL REVENUE</b>	<b>STATE TRUST FUNDS</b>	<b>FEDERAL TRUST FUNDS</b>
GRANT FUNDING FROM THE NATIONAL OCEANIC AND ATMOSPHERIC ADMINISTRATION- WATERFRONTS FLORIDA PROGRAM			200,000
GRANTS AND AIDS - FIXED CAPITAL OUTLAY		3,625,029	44,700,000
AMERICAN RECOVERY AND REINVESTMENT ACT OF 2009 - FIXED CAPITAL OUTLAY			165,439,367
ADDITIONAL REDUCTION TO SADOWSKI AFFORDABLE HOUSING PROGRAMS		(42,730,000)	
ADDITIONAL REDUCTION IN STATE HOUSING INITIATIVE PARTNERSHIP		(55,070,000)	
TRANSFER STATE HOUSING INITIATIVES PARTNERSHIP FUNDS TO THE FLORIDA HOMEBUYER OPPORTUNITY PROGRAM - DEDUCT		(25,210,000)	
TRANSFER STATE HOUSING INITIATIVES PARTNERSHIP FUNDS TO THE FLORIDA HOMEBUYER OPPORTUNITY PROGRAM - ADD		31,110,000	
<b>TOTAL DEPARTMENT OF COMMUNITY AFFAIRS</b>	<b>2,500,000</b>	<b>(58,843,445)</b>	<b>613,447,175</b>

<b>DEPARTMENT OF CORRECTIONS</b>			
EXPAND CLOSE MANAGEMENT PROGRAMS	99,749		
INCREASE IN CRIMINAL JUSTICE ESTIMATING CONFERENCE INMATE POPULATION	244,157		
COLUMBIA ANNEX SUPPORT COSTS	39,505		
WASHINGTON ANNEX SUPPORT COSTS	39,505		
SUWANNEE MENTAL HEALTH UNIT SUPPORT COSTS	528,179		
WAKULLA ANNEX SUPPORT COSTS	101,070		
SUWANNEE SUPPORT COSTS	315,210		
ADDITIONAL DORMS SUPPORT COSTS	521,551		
FRANKLIN WORK CAMP SUPPORT COSTS	173,023		
LIBERTY WORK CAMP SUPPORT COSTS	173,023		
OKEECHOBEE WORK CAMP SUPPORT COSTS	209,501		
SANTA ROSA WORK CAMP SUPPORT COSTS	194,468		
MAYO ANNEX SUPPORT COSTS	651,450		
SUWANNEE ANNEX SUPPORT COSTS	640,417		
STAFFING FOR TEMPORARY HOUSING	140,881		
STAFFING FOR WORK RELEASE EXPANSION	17,648		
CORRECTIONS RADIO EQUIPMENT			5,000,000
RESTORE SUBSTANCE ABUSE FUNDING	2,000,000		

**Fiscal Year 2009-10 Nonrecurring Appropriations  
Adjusted for Vetoes and Supplementals**

<b>BUDGET ENTITY/ISSUE TITLE</b>	<b>GENERAL REVENUE</b>	<b>STATE TRUST FUNDS</b>	<b>FEDERAL TRUST FUNDS</b>
REBID LAKE CITY CORRECTIONAL FACILITY	1,701,404		
REBID SOUTH BAY CORRECTIONAL FACILITY	3,512,600		
JUDICIAL/DEPARTMENT OF CORRECTIONS SENTENCING ALTERNATIVES	700,143		
<b>TOTAL DEPARTMENT OF CORRECTIONS</b>	<b>12,003,484</b>	<b>-</b>	<b>5,000,000</b>

<b>DEPARTMENT OF EDUCATION</b>			
PREKINDERGARETN -- STATE FISCAL STABILIZATION - DISCRETIONARY			38,017,534
FEFP -- STATE FISCAL STABILIZATION			875,025,819
FEFP -- STATE FISCAL STABILIZATION - DISCRETIONARY			32,894,356
TRANSFER LOTTERY FUNDS FROM DISCRETIONARY LOTTERY FOR WORKLOAD		33,500,000	
DIVISION OF LICENSING TRUST FUND SWEEP VETO	(6,000,000)		
K-12 NON FEFP -- STATE FISCAL STABILIZATION - DISCRETIONARY			53,741,270
PARTIALLY SIGHTED MATERIALS			8,564
SUNLINK LIBRARY DATABASE			37,605
FLORIDA HOLOCAUST MUSEUM			8,564
BEST BUDDIES			71,047
TAKE STOCK IN CHILDREN			309,015
BIG BROTHERS BIG SISTERS			176,074
BOYS AND GIRLS CLUBS			160,629
GOVERNOR'S MENTORING INITIATIVES			38,030
STATE ALLIANCE OF YMCA'S			92,671
FLORIDA ASSOCIATION OF DISTRICT SUPERINTENDENTS			25,691
PRINCIPAL OF THE YEAR			5,275
TEACHER OF THE YEAR			3,357
SCHOOL RELATED PERSONNEL OF THE YEAR			1,108
LEARNING FOR LIFE			1,294,364
GIRL SCOUTS OF FLORIDA			398,266
BLACK MALE EXPLORERS			298,699
FLORIDA DIAGNOSTIC AND RESOURCE CENTERS			136,465
READING INITIATIVES			4,600,000
STATE SCIENCE FAIR			2,569
ACADEMIC TOURNEY			4,282
ARTS FOR A COMPLETE EDUCATION			8,564

**Fiscal Year 2009-10 Nonrecurring Appropriations  
Adjusted for Vetoes and Supplementals**

<b>BUDGET ENTITY/ISSUE TITLE</b>	<b>GENERAL REVENUE</b>	<b>STATE TRUST FUNDS</b>	<b>FEDERAL TRUST FUNDS</b>
PROJECT TO ADVANCE SCHOOL SUCCESS (PASS)			706,922
TASK FORCE ON AFRICAN AMERICAN HISTORY			100,000
FED GRANTS K-12 PROGRAM -- STATE FISCAL STABILIZATION - DISCRETIONARY			2,532,907
TITLE 1 OF THE ELEMENTARY AND SECONDARY EDUCATION ACT OF 1965			635,295,227
INDIVIDUALS WITH DISABILITIES EDUCATION ACT			646,963,473
EDUCATION TECHNOLOGY			30,319,115
NATIONAL SCHOOL LUNCH PROGRAM			5,403,280
TITLE II - EDUCATION FOR HOMELESS CHILDREN AND YOUTHS			3,200,000
ED MEDIA & TECH SERV -- STATE FISCAL STABILIZATION - DISCRETIONARY			24,996
FLORIDA COMPREHENSIVE ASSESSMENT TEST (FCAT) EXPLORER			1,100,000
PUBLIC RADIO AND TELEVISION STATIONS			1,118,222
GOVERNMENTAL AND CULTURAL AFFAIRS PROGRAMMING			86,278
YEAR ROUND COVERAGE - FLORIDA CHANNEL			226,597
FLORIDA CHANNEL CLOSED CAPTIONING			59,111
INCREASED FUNDING FOR WORKFORCE DEVELOPMENT	13,517,662		
WORKFORCE EDUCATION -- STATE FISCAL STABILIZATION			19,386,713
WORKFORCE EDUCATION -- STATE FISCAL STABILIZATION - DISCRETIONARY			5,094,442
ADJUSTMENT TO WORKLOAD	29,382,338		
COMMUNITY COLLEGES -- STATE FISCAL STABILIZATION			69,528,461
COMMUNITY COLLEGES -- STATE FISCAL STABILIZATION - DISCRETIONARY			13,790,384
REDUCTION TO DEBT SERVICE		(2,377,518)	
MAINTENANCE AND REPAIR	6,868,403	132,676,401	
EDUCATION CAPITAL PROJECTS	4,000,000	367,623,599	
VOCATIONAL REHABILITATION SERVICES			19,212,460
INDEPENDENT LIVING PROGRAMS			672,646
VOCATIONAL REHABILITATION SERVICES			5,467,003
OLDER INDIVIDUALS WHO ARE BLIND			2,549,536
INDEPENDENT LIVING PROGRAMS			137,771



**Fiscal Year 2009-10 Nonrecurring Appropriations  
Adjusted for Vetoes and Supplementals**

<b>BUDGET ENTITY/ISSUE TITLE</b>	<b>GENERAL REVENUE</b>	<b>STATE TRUST FUNDS</b>	<b>FEDERAL TRUST FUNDS</b>
PRIVATE COLLEGES & UNIVERSITIES -- STATE FISCAL STABILIZATION - DISCRETIONARY			35,125,750
STUDENT FINANCIAL AID -- STATE FISCAL STABILIZATION - DISCRETIONARY			21,367,000
RESTORE TRUST FUND REDUCTION WITH AVAILABLE ETHICS SETTLEMENT FUNDS		4,867,420	
STATEWIDE ASSESSMENT PROGRAM		1,200,000	
STATE BOARD -- STATE FISCAL STABILIZATION - DISCRETIONARY			8,201,442
EDUCATION TECHNOLOGY AND INFORMATION SERVICES			606,955
SALARIES AND BENEFITS - STATE BOARD OF EDUCATION			1,276,752
REPLACE RECURRING APPROPRIATIONS WITH NONRECURRING - ADD	11,300,000		
STATE UNIVERSITIES -- STATE FISCAL STABILIZATION			140,478,629
STATE UNIVERSITIES -- STATE FISCAL STABILIZATION - DISCRETIONARY			20,795,941
BOARD OF GOVERNORS -- STATE FISCAL STABILIZATION - DISCRETIONARY			1,532,680
<b>TOTAL DEPARTMENT OF EDUCATION</b>	<b>59,068,403</b>	<b>537,489,902</b>	<b>2,699,720,511</b>

<b>DEPARTMENT OF ELDER AFFAIRS</b>			
COMMUNITY CARE FOR THE ELDERLY	100,000		
ELDER NUTRITION			7,227,015
SENIOR EMPLOYMENT			1,119,963
CONVERT OTHER PERSONAL SERVICES (OPS) POSITIONS TO 100% FEDERAL FUNDED FULL-TIME EQUIVALENT (FTE) POSITIONS - ADD			4,412
<b>TOTAL DEPARTMENT OF ELDER AFFAIRS</b>	<b>100,000</b>	<b>-</b>	<b>8,351,390</b>

<b>DEPARTMENT OF ENVIRONMENTAL PROTECTION</b>			
DRINKING WATER PROGRAM ENHANCEMENTS - FEDERAL STIMULUS			2,300,000
PETROLEUM TANK CLEANUP PROGRAM ENHANCEMENTS - FEDERAL STIMULUS			11,036,000
REDUCTION OF DIESEL EMISSIONS - FEDERAL STIMULUS			1,730,000

**Fiscal Year 2009-10 Nonrecurring Appropriations  
Adjusted for Vetoes and Supplementals**

<b>BUDGET ENTITY/ISSUE TITLE</b>	<b>GENERAL REVENUE</b>	<b>STATE TRUST FUNDS</b>	<b>FEDERAL TRUST FUNDS</b>
TRANSFER TO THE ECOSYSTEM MANAGEMENT AND RESTORATION TRUST FUND FOR BEACH PROJECTS	5,500,000		
ENVIRONMENTAL PROJECTS	500,000	100,040,000	123,461,610
GRANTS AND AIDS - FIXED CAPITAL OUTLAY			6,800,000
LAND ACQUISITION		18,300,000	
MAINTENANCE AND REPAIR		5,500,000	2,000,000
SPECIAL PURPOSE		1,000,000	1,450,000
AMERICAN RECOVERY AND REINVESTMENT ACT OF 2009 - FIXED CAPITAL OUTLAY			171,939,347
<b>TOTAL DEPARTMENT OF ENVIRONMENTAL PROTECTION</b>	<b>6,000,000</b>	<b>124,840,000</b>	<b>320,716,957</b>

<b>DEPARTMENT OF FINANCIAL SERVICES</b>			
MONEY TRANSMITTER REGULATION STAFF INCREASE		13,236	
FIRST DISTRICT COURT OF APPEAL - WORKERS' COMPENSATION APPEALS		2,494,088	
FEDERAL STIMULUS UNEMPLOYMENT COMPENSATION PAYMENTS		999,148	
DISTRESSED INSTITUTIONS UNIT STAFF		35,296	
REQUIRED FLAIR MODIFICATION DUE TO INTERNAL REVENUE CODE 3402 MANDATE OF THREE PERCENT WITHHOLDING ON PAYMENTS FOR SERVICE AND PROPERTY		13,236	
NATIONWIDE MORTGAGE LICENSING SYSTEM INTEGRATION		605,490	
STUDY OF HURRICANE MITIGATION CREDITS		600,000	
HOMELAND SECURITY FEDERAL GRANTS PROGRAM FOR EXPLOSIVE ORDINANCE DISPOSAL		679,365	
<b>TOTAL DEPARTMENT OF FINANCIAL SERVICES</b>	<b>-</b>	<b>5,439,859</b>	<b>-</b>

<b>FISH AND WILDLIFE CONSERVATION COMMISSION</b>			
LAW ENFORCEMENT FIELD OFFICERS LAPTOP COMPUTERS		1,540,875	
DERELICT VESSEL REMOVAL			4,537,200
COPS GRANT			1,599,810
LAW ENFORCEMENT INVESTIGATIVE SUPPORT FOR RURAL AREAS			52,460

**Fiscal Year 2009-10 Nonrecurring Appropriations  
Adjusted for Vetoes and Supplementals**

<b>BUDGET ENTITY/ISSUE TITLE</b>	<b>GENERAL REVENUE</b>	<b>STATE TRUST FUNDS</b>	<b>FEDERAL TRUST FUNDS</b>
ENHANCE INTELLIGENCE CAPABILITIES IN TALLAHASSEE, JACKSONVILLE, TAMPA, AND MIAMI			192,048
RESTORATION OF SEAGRASS AND MANGROVE HABITATS			3,926,650
RESTORATION OF FLORIDA'S NIGHT SKY			6,664,228
LAW ENFORCEMENT CONTRACTS AND GRANTS			2,300,000
SPORT FISH RESTORATION PROGRAM			3,971
ENVIRONMENTAL PROJECTS		300,000	400,000
GRANTS AND AIDS - FIXED CAPITAL OUTLAY		1,250,000	
SPECIAL PURPOSE		3,206,342	
<b>TOTAL FISH AND WILDLIFE COMMISSION</b>	<b>-</b>	<b>6,297,217</b>	<b>19,676,367</b>

<b>EXECUTIVE OFFICE OF THE GOVERNOR</b>			
PROGRAM REDUCTIONS	(1,031,608)		
ENERGY EFFICIENCY CONSERVATION BLOCK GRANT			30,160,640
STATEWIDE OUTREACH AND PROMOTION FOR 2010 CENSUS	2,875,000		
ECONOMIC DEVELOPMENT TOOLS	17,410,000	4,227,500	
ECONOMIC DEVELOPMENT PROGRAM ACCOUNTABILITY MONITORING	250,000	300,000	
OFFICE OF FILM AND ENTERTAINMENT OPERATIONS	453,296		
GRANTS AND AIDS - ENTERPRISE FLORIDA PROGRAM	6,500,000		
GRANTS AND AIDS - FLORIDA COMMISSION ON TOURISM	4,250,000	2,450,791	
GRANTS AND AIDS - PROFESSIONAL SPORTS DEVELOPMENT	200,000		
FILM AND ENTERTAINMENT	10,800,000		
GRANTS AND AIDS - BROWNFIELD REDEVELOPMENT PROJECTS	1,348,320	337,080	
GRANTS AND AIDS - MILITARY BASE PROTECTION	1,000,000		
GRANTS AND AIDS - BLACK BUSINESS INVESTMENT BOARD	2,750,000		
RURAL COMMUNITY DEVELOPMENT	400,000	900,000	
QUICK ACTION CLOSING FUND	13,460,830		
GRANTS AND AIDS - INTERNATIONAL ADVOCACY	800,000		

**Fiscal Year 2009-10 Nonrecurring Appropriations  
Adjusted for Vetoes and Supplementals**

<b>BUDGET ENTITY/ISSUE TITLE</b>	<b>GENERAL REVENUE</b>	<b>STATE TRUST FUNDS</b>	<b>FEDERAL TRUST FUNDS</b>
GRANTS AND AIDS - HISPANIC BUSINESS INITIATIVE	200,000		
GRANTS AND AIDS - SPACE FLORIDA ECONOMIC DEVELOPMENT INITIATIVES	3,839,943		
ENERGY EFFICIENCY APPLIANCE REBATE PROGRAM - HOUSE BILL 167	150,000		
ENVIRONMENTAL PROJECTS			850,000
GRANTS AND AIDS - FIXED CAPITAL OUTLAY	1,650,000	20,000,000	
AMERICAN RECOVERY AND REINVESTMENT ACT OF 2009 - FIXED CAPITAL OUTLAY			144,329,960
<b>TOTAL EXECUTIVE OFFICE OF THE GOVERNOR</b>	<b>67,955,781</b>	<b>28,215,371</b>	<b>175,340,600</b>

<b>DEPARTMENT OF HEALTH</b>			
CHILDREN'S MEDICAL SERVICES DEVELOPMENT AND INTEGRATION PROJECT			2,609,600
WOMEN, INFANTS AND CHILDREN (WIC) DATA SYSTEM PLANNING AND DEVELOPMENT			2,660,546
A HEALTHY START FOR CHILDREN AMERICAN REINVESTMENT AND RECOVERY ACT (ARRA) - EARLY STEPS PART C			11,538,560
BIOMEDICAL RESEARCH PROGRAM		50,000,000	
MIAMI PROJECT TO CURE PARALYSIS	1,000,000		
ISLET CELL TRANSPLANTATION TO CURE DIABETES	1,000,000		
PROVIDE TEMPORARY ASSISTANCE TO NEEDY FAMILIES (TANF) FUNDING			5,500,000
TRAINING AND HELP DESK SUPPORT FOR ELECTRONIC DEATH REGISTRY SYSTEM		371,718	
INCLUDE OFFICE OF DISABILITY DETERMINATIONS POSITIONS IN THE GENERAL APPROPRIATIONS ACT			1,445,052
MAINTENANCE AND REPAIR		7,533,960	
SPECIAL PURPOSE		7,028,400	
<b>TOTAL DEPARTMENT OF HEALTH</b>	<b>2,000,000</b>	<b>64,934,078</b>	<b>23,753,758</b>

<b>DEPARTMENT OF HIGHWAY SAFETY AND MOTOR VEHICLES</b>			
PROVIDE FUNDING FOR THE RAPID IDENTIFICATION GRANT		749,984	
CONTINUE 2008 REAL IDENTIFICATION DEMONSTRATION GRANT PROGRAM			2,806,826

**Fiscal Year 2009-10 Nonrecurring Appropriations  
Adjusted for Vetoes and Supplementals**

<b>BUDGET ENTITY/ISSUE TITLE</b>	<b>GENERAL REVENUE</b>	<b>STATE TRUST FUNDS</b>	<b>FEDERAL TRUST FUNDS</b>
ELECTRONIC CONTROL DEVICES (TASERS) FLORIDA HIGHWAY PATROL PROGRAM		1,207,320	
IMPROVEMENT OF FLORIDA COMMERCIAL DRIVER'S LICENSE RECORDS SYSTEMS GRANT			1,150,000
PROVIDE FUNDING FOR THE 2009 DEPARTMENT OF HOMELAND SECURITY REAL IDENTIFICATION COMPLIANCE GRANT			5,886,932
CONTINUE DEVELOPMENT OF COMMERCIAL DRIVER LICENSE (CDL) TEST TO EVALUATE TESTERS GRANT			302,120
MOTORCYCLE SAFETY EDUCATION PROGRAM		500,000	
GEOGRAPHICAL INFORMATION SYSTEM FLORIDA HIGHWAY PATROL PROGRAM		75,000	
RELOCATE MAINFRAME OPERATIONS TO SOUTHWOOD SHARED RESOURCE CENTER (SSRC) - ADD		174,073	
<b>TOTAL DEPARTMENT OF HIGHWAY SAFETY AND MOTOR VEHICLES</b>	<b>-</b>	<b>2,706,377</b>	<b>10,145,878</b>

<b>JUSTICE ADMINISTRATION</b>			
CRIMINAL CONFLICT CASE FEES AND EXPENSES	4,436,572		
BASE BUDGET REDUCTION	1,000,000		
REPLACEMENT OF MOTOR VEHICLES		42,000	
REPLACEMENT OF MOTOR VEHICLES		19,000	
<b>TOTAL JUSTICE ADMINISTRATION</b>	<b>5,436,572</b>	<b>61,000</b>	<b>-</b>

<b>DEPARTMENT OF JUVENILE JUSTICE</b>			
RESTORE FUNDING FOR NON-SECURE BED CAPACITY WITHIN RESIDENTIAL PROGRAMS	3,250,000		
RESTORE FUNDING FOR SECURE BED CAPACITY WITHIN RESIDENTIAL PROGRAMS	1,000,000		
ALTERNATIVE TO SECURE DETENTION OF JUVENILES			1,300,000
EXPAND REDIRECTION PROGRAM	1,600,000		
FUNDING FOR LOW VOLUME JUVENILE ASSESSMENT CENTERS (JACS)	1,000,000		
ADJUSTMENT FOR STATE'S SHARE OF SECURE DETENTION COST	200,000		

**Fiscal Year 2009-10 Nonrecurring Appropriations  
Adjusted for Vetoes and Supplementals**

<b>BUDGET ENTITY/ISSUE TITLE</b>	<b>GENERAL REVENUE</b>	<b>STATE TRUST FUNDS</b>	<b>FEDERAL TRUST FUNDS</b>
INCREASE JUVENILE JUSTICE PREVENTION SERVICES	2,000,000		
GRANTS FOR FISCALLY CONSTRAINED COUNTIES - DETENTION CENTER COSTS	5,425,388		
MAINTENANCE AND REPAIR	200,000		
<b>TOTAL DEPARTMENT OF JUVENILE JUSTICE</b>	<b>14,675,388</b>	<b>-</b>	<b>1,300,000</b>

<b>DEPARTMENT OF LAW ENFORCEMENT</b>			
BYRNE/JUSTICE ASSISTANCE GRANT FUNDING			81,537,096
SEAPORT SECURITY DATABASE			1,000,000
INCREASE FEDERAL LAW ENFORCEMENT TRUST FUND AUTHORITY - MIAMI REGIONAL OFFICE RENT			1,220,346
MAINTENANCE AND REPAIR		1,000,000	
<b>TOTAL DEPARTMENT OF LAW ENFORCEMENT</b>	<b>-</b>	<b>1,000,000</b>	<b>83,757,442</b>

<b>DEPARTMENT OF LEGAL AFFAIRS</b>			
INFORMATION TECHNOLOGY FILE STORAGE CAPACITY		169,203	30,797
AMERICAN RECOVERY AND REINVESTMENT ACT OF 2009			204,349
CUBAN-AMERICAN BAR ASSOCIATION		50,000	
RESTORE CRIMES COMPENSATION TRUST FUND AUTHORITY		1,320,588	
RESTORE TRUST FUND AUTHORITY		5,827,596	
INCREASE SERVICES FOR VICTIMS OF SEXUAL ASSAULT	250,000		
<b>TOTAL DEPARTMENT OF LEGAL AFFAIRS</b>	<b>250,000</b>	<b>7,367,387</b>	<b>235,146</b>

<b>LEGISLATIVE BRANCH</b>			
LEGISLATIVE PROGRAM REDUCTIONS	(8,168,392)		
<b>TOTAL LEGISLATIVE BRANCH</b>	<b>(8,168,392)</b>	<b>-</b>	<b>-</b>

**Fiscal Year 2009-10 Nonrecurring Appropriations  
Adjusted for Vetoes and Supplementals**

<b>BUDGET ENTITY/ISSUE TITLE</b>	<b>GENERAL REVENUE</b>	<b>STATE TRUST FUNDS</b>	<b>FEDERAL TRUST FUNDS</b>
----------------------------------	------------------------	--------------------------	----------------------------

<b>DEPARTMENT OF LOTTERY</b>			
INDEPENDENT SECURITY AUDIT		250,000	
<b>TOTAL DEPARTMENT OF LOTTERY</b>	<b>-</b>	<b>250,000</b>	<b>-</b>

<b>DEPARTMENT OF MANAGEMENT SERVICES</b>			
ADDITIONAL POWER CAPACITY - SOUTHWOOD SHARED RESOURCE CENTER		250,000	
DEVELOP A FLORIDA STATE EMPLOYEE CHARITABLE CAMPAIGN ON-LINE APPLICATION DATABASE		50,000	
WEB BASED E-PROCUREMENT FEES		15,457,000	
INTERIOR REFURBISHMENT OF LEASED SPACE IN THE FLORIDA FACILITIES POOL		1,344,170	
INCREASED ACTUARIAL ACCRUED LIABILITY CALCULATION COSTS		400,000	
TENANT SPACE IMPROVEMENT FUNDS		1,929,367	
PUBLIC SAFETY INTEROPERABILITY COMMUNICATIONS GRANT (PSIC)			4,200,543
FLORIDA RETIREMENT EXPERIENCE STUDY		100,000	
ALIGNMENT OF AIRCRAFT FUNDING	2,056,529		
OFFICE SPACE		700,000	
CODE CORRECTIONS		343,121	
DEBT SERVICE	2,819,409	4,965,617	
MAINTENANCE AND REPAIR	215,000	7,370,106	
<b>TOTAL DEPARTMENT OF MANAGEMENT SERVICES</b>	<b>5,090,938</b>	<b>32,909,381</b>	<b>4,200,543</b>

<b>DEPARTMENT OF MILITARY AFFAIRS</b>			
INFORMATION TECHNOLOGY INFRASTRUCTURE REPLACEMENT			42,021
REPLACEMENT EQUIPMENT			184,000
ADDITIONAL EQUIPMENT		85,722	131,500
ADDITIONAL EQUIPMENT - MOTOR VEHICLE FOR CAMP BLANDING			45,000
FEDERAL/STATE COOPERATIVE AGREEMENT SUPPORT			24,267
INCREASE LEGAL SERVICE FEES	50,000		
INTEGRATED EMERGENCY OPERATIONS MANAGEMENT INFORMATION SYSTEM	75,000		
FORWARD MARCH PROGRAM		1,000,000	
ABOUT FACE PROGRAM		1,000,000	

**Fiscal Year 2009-10 Nonrecurring Appropriations  
Adjusted for Vetoes and Supplementals**

<b>BUDGET ENTITY/ISSUE TITLE</b>	<b>GENERAL REVENUE</b>	<b>STATE TRUST FUNDS</b>	<b>FEDERAL TRUST FUNDS</b>
ARMORY SUPPORT	370,000		
WORKER COMPENSATION FOR STATE ACTIVE DUTY	473,355		
MAINTENANCE AND REPAIR	205,000		
SPECIAL PURPOSE		800,000	12,631,000
<b>TOTAL DEPARTMENT OF MILITARY AFFAIRS</b>	<b>1,173,355</b>	<b>2,885,722</b>	<b>13,057,788</b>

<b>DEPARTMENT OF REVENUE</b>			
RELOCATION - CO-LOCATION OF DEPARTMENT OF REVENUE STAFF TO SOUTHWOOD COMPLEX		3,658,422	2,730,690
CHILD SUPPORT ENFORCEMENT GENERAL REVENUE TO FEDERAL GRANTS TRUST FUND BASED ON AMERICAN RECOVERY AND REINVESTMENT ACT OF 2009 - ADD			14,544,659
CHILD SUPPORT AUTOMATED MANAGEMENT SYSTEM (CAMS) - PHASE II		11,298,942	21,933,242
TRANSITION COSTS FOR IN SOURCING NEW HIRE CONTRACT IN CHILD SUPPORT			319,057
TRANSITION COSTS FOR CONFLICT ATTORNEYS IN CHILD SUPPORT			122,006
INCREASE TAX AUDITOR STAFFING - TWENTY FIVE AUDITOR POSITIONS			110,300
COLLECTION ANALYTICS AND WORKFLOW MODELING		2,092,143	
FISCALLY CONSTRAINED COUNTIES - AD VALOREM TAX	23,200,000		
<b>TOTAL DEPARTMENT OF REVENUE</b>	<b>23,200,000</b>	<b>17,049,507</b>	<b>39,759,954</b>

<b>DEPARTMENT OF STATE</b>			
TEMPORARY ASSISTANCE FOR PEAK WORKLOAD IN ELECTIONS			300,000
REDIRECT RECURRING APPROPRIATIONS FOR LIBRARY GRANTS TO NON RECURRING	12,792,028		
FEDERAL ELECTION ADMINISTRATION			250,000
CULTURAL AND MUSEUM GRANTS	2,500,000		
LIBRARY COOPERATIVE GRANT PROGRAM	1,200,000		
VOTER INFORMATION	75,000		
IMPLEMENTATION OF ELECTRONIC PUBLICATIONS PER CH 2008-104, LAWS OF FLORIDA (SB 704)		401,000	



**Fiscal Year 2009-10 Nonrecurring Appropriations  
Adjusted for Vetoes and Supplementals**

<b>BUDGET ENTITY/ISSUE TITLE</b>	<b>GENERAL REVENUE</b>	<b>STATE TRUST FUNDS</b>	<b>FEDERAL TRUST FUNDS</b>
LIBRARY SERVICES AND TECHNOLOGY ACT GRANT			350,000
HISTORIC PRESERVATION GRANTS	550,000		
REIMBURSEMENTS TO COUNTIES FOR SPECIAL ELECTIONS	344,256		
ADVERTISING NOTICES OF GENERAL ELECTION	45,000		
<b>TOTAL DEPARTMENT OF STATE</b>	<b>17,506,284</b>	<b>401,000</b>	<b>900,000</b>

<b>DEPARTMENT OF TRANSPORTATION</b>			
REPLACEMENT OF SAFETY EQUIPMENT		1,680,000	
REPLACEMENT OF MOTOR VEHICLES FOR MOTOR CARRIER CANINE UNITS			431,852
SUPPORT FOR NEW WEIGH IN MOTION FACILITIES		232,660	
REDUCE ACQUISITION OF MOTOR VEHICLES BASE		(3,114,596)	
SALARY ADJUSTMENTS 2009-2010			(2,695)
RELOCATE MAINFRAME OPERATIONS TO SOUTHWOOD SHARED RESOURCE CENTER (SSRC) - ADD		50,000	
MOTOR CARRIER SAFETY ASSISTANCE PROGRAM			10,024,661
ENVIRONMENTAL PROJECTS		1,625,000	
MAINTENANCE AND REPAIR		6,500,811	
TRANSPORTATION WORK PROGRAM		3,602,874,368	1,847,192,134
<b>TOTAL DEPARTMENT OF TRANSPORTATION</b>	<b>-</b>	<b>3,609,848,243</b>	<b>1,857,645,952</b>

<b>DEPARTMENT OF VETERANS' AFFAIRS</b>			
STATE NURSING HOME REPLACEMENT EQUIPMENT - OPERATING CAPITAL OUTLAY (OCO) CATEGORY		154,157	
DEPARTMENT OF VETERANS' AFFAIRS INFORMATION TECHNOLOGY PROGRAM - PURCHASE OF MOTOR VEHICLE		17,224	
STATE VETERANS' NURSING HOME PROGRAM PURCHASE VANS EQUIPPED TO TRANSPORT HANDICAPPED RESIDENTS		60,000	

**Fiscal Year 2009-10 Nonrecurring Appropriations  
Adjusted for Vetoes and Supplementals**

<b>BUDGET ENTITY/ISSUE TITLE</b>	<b>GENERAL REVENUE</b>	<b>STATE TRUST FUNDS</b>	<b>FEDERAL TRUST FUNDS</b>
DIVISION OF BENEFITS AND ASSISTANCE BUREAU OF FIELD SERVICES STAFFING INCREASES		154,869	
OPERATIONS MAINTENANCE MANAGEMENT SYSTEM SOFTWARE PLATFORM		1,500	
APOLLO RISK MANAGEMENT SYSTEM BY POLARIS		6,900	
INITIAL STAFFING/START-UP FUNDING ST. JOHNS COUNTY STATE VETERANS' NURSING HOME	79,665		
MAINTENANCE AND REPAIR		1,438,000	
INCREASED CAPACITY		200,000	1,671,428
<b>TOTAL DEPARTMENT OF VETERANS' AFFAIRS</b>	<b>79,665</b>	<b>2,032,650</b>	<b>1,671,428</b>
<b>TOTAL NONRECURRING APPROPRIATIONS</b>	<b>525,577,731</b>	<b>4,488,314,749</b>	<b>7,194,087,675</b>

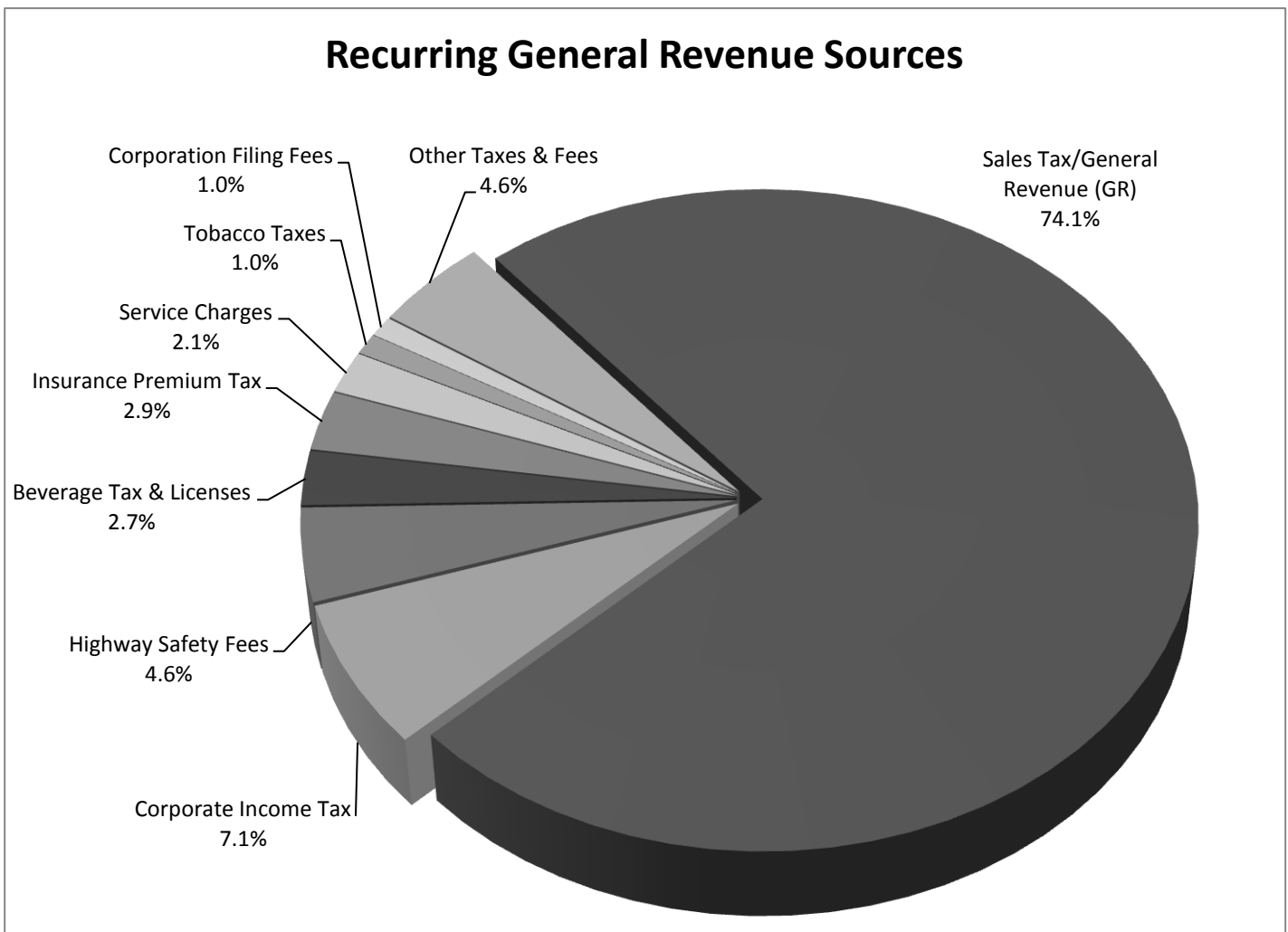
**Vetoed Appropriations for Fiscal Year 2009-10**

	<b>Title</b>	<b>General Revenue</b>	<b>Trust</b>	<b>Total</b>
Section 59	Department of Agriculture and Consumer Services -- Division of Licensing Trust Fund Transfer to GR	0	6,000,000	6,000,000
<b>Grand Total</b>		<b>0</b>	<b>6,000,000</b>	<b>6,000,000</b>

Note: A portion of Specific Appropriation 76 was contingent upon the transfer of funds from the Division of Licensing Trust Fund. Therefore, veto of the transfer in Section 59 did not decrease the General Revenue ending balance.

**Chart 9**  
**Projected FY 2009-10 Recurring General Revenue Sources**  
**(Dollars In Millions)**

<b>Funding Source</b>	<b>Dollars</b>	<b>Percent</b>
Sales Tax/General Revenue (GR)	15,964.3	74.1%
Corporate Income Tax	1,521.2	7.1%
Highway Safety Fees	981.8	4.6%
Beverage Tax & Licenses	573.4	2.7%
Insurance Premium Tax	625.4	2.9%
Service Charges	443.0	2.1%
Tobacco Taxes	220.5	1.0%
Corporation Filing Fees	213.9	1.0%
Other Taxes & Fees	991.3	4.6%
<b>Total Recurring General Revenue</b>	<b>21,534.8</b>	<b>100.0%</b>
Less: Refunds	(503.8)	
<b>Net Recurring General Revenue</b>	<b>21,031.0</b>	



**GENERAL REVENUE FUND  
 CONSENSUS REVENUE ESTIMATING CONFERENCE  
 RETROSPECT**

FY 2006-07 and FY 2007-08  
 (MILLIONS OF DOLLARS)

21-Nov-2008

	RECURRING FUNDS -----	NON- RECURRING FUNDS -----	TOTAL ALL FUNDS -----
<b>FUNDS AVAILABLE 2006-07</b>			
Balance forward from 2005-06	0.0	4,990.0	4,990.0
Revenue collections	26,282.1	118.2	26,400.3
Repayment of storm related loans	0.0	56.0	56.0
Transfers from trust funds	0.0	184.5	184.5
Carryforward reversions June 30	0.0	18.1	18.1
FCO reversions	0.0	4.5	4.5
Cancellation of warrants	0.0	1.0	1.0
Federal funds interest earnings rebate	(4.4)	0.0	(4.4)
<b>Total 2006-07 funds available</b>	<b>26,277.7</b>	<b>5,372.3</b>	<b>31,650.0</b>
<b>EXPENDITURES 2006-07</b>			
Operations	12,149.5	1,956.0	14,105.5
Aid to Local Governments	13,272.6	137.5	13,410.1
Fixed Capital Outlay	32.7	273.3	306.0
Fixed Capital Outlay/Aid to Local Governments	25.4	210.5	235.9
Transfer to Budget Stabilization Fund (A)	0.0	157.3	157.3
Reappropriations	0.0	1.6	1.6
<b>Total 2006-07 expenditures</b>	<b>25,480.2</b>	<b>2,736.2</b>	<b>28,216.4</b>
<b>ENDING BALANCE</b>	<b>797.5</b>	<b>2,636.1</b>	<b>3,433.6</b>

The FY 2006-07 statutory balance in the Budget Stabilization Fund is \$1248.5 million. This figure does not include hurricane-related budget amendments transferring funds to the Casualty Insurance Risk Management TF which must be repaid (EOG #483 for FY 2004-05 of \$11.0 million and EOG #205 for FY 2005-06 of \$11.8 million). At the time of this statement, \$11.7 million remains to be repaid.

<b>FUNDS AVAILABLE 2007-08</b>			
Balance forward from 2006-07	0.0	3,433.6	3,433.6
Miscellaneous adjustments	0.0	4.3	4.3
Revenue collections	24,163.9	(25.1)	24,138.8
Repayment of storm related loans	0.0	29.1	29.1
Hurricane reimbursements/FEMA	0.0	204.3	204.3
Transfers from trust funds	0.0	217.4	217.4
Cancellation of warrants	0.0	1.0	1.0
FCO reversions	0.0	4.4	4.4
Federal funds interest earnings rebate	(4.5)	0.0	(4.5)
<b>Total 2007-08 funds available</b>	<b>24,159.4</b>	<b>3,869.0</b>	<b>28,028.4</b>
<b>EXPENDITURES 2007-08</b>			
Operations	12,653.8	948.3	13,602.1
Aid to Local Governments	13,052.3	399.4	13,451.7
Fixed Capital Outlay	30.9	439.8	470.7
Fixed Capital Outlay/Aid to Local Governments	0.0	75.8	75.8
Nonoperating disbursements	0.0	2.0	2.0
Transfer to Budget Stabilization Fund	0.0	105.2	105.2
<b>Total 2007-08 expenditures</b>	<b>25,737.0</b>	<b>1,970.5</b>	<b>27,707.5</b>
<b>ENDING BALANCE (B)</b>	<b>(1,577.6)</b>	<b>1,898.5</b>	<b>320.9</b>

The FY 2007-08 balance in the Budget Stabilization Fund is \$1353.7 million. Under the current revenue forecast, no transfers are required until FY 2011-12. These figures do not include hurricane-related budget amendments transferring funds to the Casualty Insurance Risk Management TF which must be repaid (EOG #483 for FY 2004-05 of \$11.0 million and EOG #205 for FY 2005-06 of \$11.8 million). At the time of this statement \$8.9 million remains to be repaid.

**GENERAL REVENUE FUND  
FINANCIAL OUTLOOK STATEMENT**

including the 2009-10 General Appropriations Act, vetoes, and law changes affecting revenue  
FY 2008-09 through FY 2012-13  
(\$ MILLIONS)

		DATE: 17-Jul-2009	
	<u>RECURRING</u>	<u>NON- RECURRING</u>	<u>TOTAL</u>
<b>FUNDS AVAILABLE 2008-09</b>			
Balance forward from 2007-08	0.0	320.9	320.9
Estimated revenues	20,870.2	74.4	20,944.6
Transfers from trust funds	0.0	939.6	939.6
Transfers from Budget Stabilization Fund (A)	0.0	1,072.4	1,072.4
Transfer from Lawton Chiles Endowment Fund	0.0	700.0	700.0
Transfer from Florida Housing Finance Corporation	0.0	190.0	190.0
Repayment of storm related loans	0.0	14.0	14.0
FCO reversions	0.0	2.3	2.3
Prior year reversion (SB2A, Sec. 26)	0.0	10.0	10.0
Cancellation of warrants	0.0	2.0	2.0
Federal funds interest earnings rebate	(2.7)	0.0	(2.7)
Total 2008-09 funds available	20,867.5	3,325.6	24,193.1
<b>ESTIMATED EXPENDITURES 2008-09</b>			
Operations	12,565.2	302.6	12,867.8
Aid to Local Government	12,370.2	20.1	12,390.3
Fixed Capital Outlay	38.5	328.4	366.9
FCO/Aid to Local Governments	0.0	47.8	47.8
Reappropriations	0.0	102.2	102.2
Special Appropriations SB2A-Sec. 54	0.0	10.0	10.0
SB2A reductions to appropriations	(921.5)	(56.8)	(978.3)
SB2A vetoes	72.0	18.9	90.9
Appropriations placed in reserve (B)	(924.2)	0.0	(924.2)
Total 2008-09 estimated expenditures	23,200.2	773.2	23,973.4
ENDING BALANCE (C)	(2,332.7)	2,552.4	219.7
<b>FUNDS AVAILABLE 2009-10</b>			
Balance forward from 2008-09	0.0	219.7	219.7
Estimated revenues	20,007.9	(9.5)	19,998.4
Measures affecting revenue (D)	1,023.1	(181.2)	841.9
Transfers from trust funds	0.0	600.0	600.0
Unused appropriations/reversions	0.0	97.9	97.9
Unused appropriations/reversions (Sec 13, GAA)	0.0	172.9	172.9
FCO reversions	0.0	2.0	2.0
Cancellation of warrants	0.0	2.0	2.0
Federal funds interest earnings rebate	(4.3)	0.0	(4.3)
Total 2009-10 funds available	21,026.7	903.8	21,930.5
<b>APPROPRIATIONS 2009-10</b>			
Operations	9,732.3	452.2	10,184.5
Aid to local government	10,884.7	64.5	10,949.2
Fixed capital outlay	45.3	14.8	60.1
Debt service (Sec.13 GAA)	7.4	0.0	7.4
Special appropriations	0.2	0.0	0.2
Failed contingency appropriation	0.0	(6.0)	(6.0)
Total 2009-10 estimated expenditures	20,669.7	525.6	21,195.3
ENDING BALANCE (C)	357.0	378.2	735.2

continued on the following page

**GENERAL REVENUE FUND  
FINANCIAL OUTLOOK STATEMENT, continued**

including the 2009-10 General Appropriations Act, vetoes, and law changes affecting revenue  
FY 2008-09 through FY 2012-13  
(\$ MILLIONS)

DATE: 17-Jul-2009

	<u>RECURRING</u>	<u>NON- RECURRING</u>	<u>TOTAL</u>
<b>FUNDS AVAILABLE 2010-11</b>			
Balance forward from 2009-10	0.0	735.2	735.2
Estimated revenues	21,090.7	0.5	21,091.2
Measures affecting revenue (D)	1,025.8	24.2	1,050.0
Unused appropriations/reversions	0.0	97.9	97.9
FCO reversions	0.0	2.0	2.0
Cancellation of warrants	0.0	2.0	2.0
Federal funds interest earnings rebate	(4.3)	0.0	(4.3)
	<u>22,112.2</u>	<u>861.8</u>	<u>22,974.0</u>
<b>FUNDS AVAILABLE 2011-12</b>			
Balance forward from 2010-11	0.0	0.0	0.0
Estimated revenues	23,007.9	0.0	23,007.9
Measures affecting revenue (D)	1,026.3	3.9	1,030.2
Unused appropriations/reversions	0.0	97.9	97.9
FCO reversions	0.0	2.0	2.0
Cancellation of warrants	0.0	2.0	2.0
Federal funds interest earnings rebate	(4.3)	0.0	(4.3)
	<u>24,029.9</u>	<u>105.8</u>	<u>24,135.7</u>
<b>FUNDS AVAILABLE 2012-13</b>			
Balance forward from 2011-12	0.0	0.0	0.0
Estimated revenues	24,950.6	0.0	24,950.6
Measures affecting revenue (D)	1,040.7	(0.2)	1,040.5
Unused appropriations/reversions	0.0	97.9	97.9
FCO reversions	0.0	2.0	2.0
Cancellation of warrants	0.0	2.0	2.0
Federal funds interest earnings rebate	(4.3)	0.0	(4.3)
	<u>25,987.0</u>	<u>101.7</u>	<u>26,088.7</u>

FOOTNOTES

(A) The FY 2008-09 beginning balance in the Budget Stabilization Fund is \$1353.7 million. These figures do not include hurricane-related budget amendments transferring funds to the Casualty Insurance Risk Management TF which must be repaid (EOG #483 for FY 2004-05 of \$11.0 million and EOG #205 for FY 2005-06 of \$11.8 million). At the time of this statement \$7.5 million remains to be repaid. Per Section 77 of the 2008 General Appropriations Act, \$672.4 million was transferred to the General Revenue Fund in September. An additional \$400 million was transferred in February pursuant to Section 51 of SB2A. The cash balance in the Budget Stabilization Fund is currently \$273.9 million.

Section 215.32(3), F.S., stipulates that repayments to the fund are appropriated in five equal installments beginning in the third year following the year in which the expenditure was made, unless otherwise established by law. Repayment would begin in FY 2011-12 with annual installments in the amount of \$214.5 million.

(B) The following budget amendments have been adopted by the Legislative Budget Commission: EOG #B2009-0671 places \$913,006,482 of General Revenue appropriations into mandatory reserve; EOG #2009-0649 places \$11,222,705 of General Revenue appropriations into unbudgeted reserve.

(C) This financial statement is based on current law as it is currently administered. It does not include the potential effect of any legal actions which might affect revenues or appropriations. The Attorney General periodically issues an update on any such litigation. In addition, it does not recognize any deficits in any spending programs unless specifically stated.

(D) Senate Bill 788 authorizes the transfer of any Indian Gaming revenues already received by the state to the Educational Enhancement Trust Fund once the Legislature ratifies the Governor's execution of a Compact and the U.S. Department of Interior approves such ratification; those receipts (totaling \$137.5 million through FY 2008-09) are not included here.

**FLORIDA TOBACCO SETTLEMENT TRUST FUND**  
**RETROSPECT**  
FY 2006-07 and FY 2007-08  
(\$ MILLIONS)

11-Dec-2008

	RECURRING	NON- RECURRING	TOTAL
	-----	-----	-----
<b>FUNDS AVAILABLE 2006-07</b>			
Balance forward from 2005-06	0.0	62.7	62.7
Annual settlement payment	388.9	0.0	388.9
Profit adjustment	7.5	0.0	7.5
Transfer from Lawton Chiles Endowment Fund	37.4	0.0	37.4
Nonoperating revenue and adjustments	1.1	0.0	1.1
Interest earnings	3.8	0.0	3.8
	-----	-----	-----
Total 2006-07 funds available	438.7	62.7	501.4
<b>EXPENDITURES 2006-07</b>			
Agency for Health Care Administration	154.4	0.7	155.1
Department of Children and Family Services	146.3	6.8	153.1
Department of Elder Affairs	23.8	1.6	25.4
Department of Health	52.8	8.4	61.2
Agency for Persons with Disabilities	22.6	0.0	22.6
	-----	-----	-----
Total 2006-07 expenditures	399.9	17.5	417.4
	=====	=====	=====
AVAILABLE RESERVES	38.8	45.2	84.0
<b>FUNDS AVAILABLE 2007-08</b>			
Balance forward from 2006-07	0.0	84.0	84.0
Annual settlement payment	392.3	0.0	392.3
Profit adjustment payment	6.1	0.0	6.1
Transfer from Lawton Chiles Endowment Fund	42.0	0.0	42.0
Other nonoperating revenue and adjustments	0.0	0.2	0.2
Interest earnings	3.9	0.0	3.9
	-----	-----	-----
Total 2007-08 funds available	444.3	84.2	528.5
<b>EXPENDITURES 2007-08</b>			
Agency for Health Care Administration	168.1	3.0	171.1
Department of Children and Family Services	146.5	12.6	159.1
Department of Elder Affairs	24.7	3.7	28.4
Department of Health	97.1	26.0	123.1
Agency for Persons with Disabilities	0.0	9.3	9.3
	-----	-----	-----
Total 2007-08 expenditures	436.4	54.6	491.0
	=====	=====	=====
AVAILABLE RESERVES	7.9	29.6	37.5



**TOBACCO SETTLEMENT TRUST FUND**  
**FINANCIAL OUTLOOK STATEMENT**  
including effective FY 2009-10 appropriations  
FY 2008-09 and FY 2009-10  
(\$ MILLIONS)

DATE: 17-Jul-09

	<u>RECURRING</u>	<u>NON- RECURRING</u>	<u>TOTAL</u>
<b>FUNDS AVAILABLE 2008-09</b>			
Balance forward from 2007-08	0.0	37.5	37.5
Annual settlement payment estimate	381.5	0.0	381.5
Profit adjustment estimate	6.5	0.0	6.5
Lawton Chiles Endowment Fund/regular transfer	50.7	0.0	50.7
Lawton Chiles Endowment Fund/Sec. 37 GAA	0.0	354.4	354.4
Interest earnings	2.0	0.0	2.0
	<hr/>	<hr/>	<hr/>
Total 2008-09 funds available	440.7	391.9	832.6
<b>APPROPRIATIONS 2008-09</b>			
Agency for Health Care Administration	170.3	301.5	471.8
Department of Children and Family Services	147.6	11.2	158.8
Department of Elder Affairs	24.8	10.0	34.8
Department of Health	106.7	37.4	144.1
Agency for Persons with Disabilities	0.0	4.3	4.3
Budget amendment	0.0	7.9	7.9
Reductions to appropriations (SB2A)	0.0	(2.9)	(2.9)
Prior year tobacco education & prevention surplus (A)	0.0	6.8	6.8
	<hr/>	<hr/>	<hr/>
Total 2008-09 effective appropriations	449.4	376.2	825.6
	<hr/>	<hr/>	<hr/>
AVAILABLE RESERVES	(8.7)	15.7	7.0

(A) This amount reflects unused funds appropriated for tobacco education and prevention in FY 2007-08 which reverted. It is presumed in this financial outlook statement that these funds are to be expended for the purpose of the original appropriation and thus are not available for any other use.

<b>FUNDS AVAILABLE 2009-10</b>			
Balance forward from 2008-09	0.0	7.0	7.0
Annual settlement payment estimate	365.2	0.0	365.2
Profit adjustment estimate	7.1	0.0	7.1
Transfer from Lawton Chiles Endowment Fund	15.7	0.0	15.7
Interest earnings	2.0	0.0	2.0
	<hr/>	<hr/>	<hr/>
Total 2009-10 funds available	390.0	7.0	397.0
<b>APPROPRIATIONS 2009-10</b>			
Agency for Health Care Administration	140.2	0.0	140.2
Department of Children and Family Services	132.3	0.0	132.3
Department of Elder Affairs	24.8	0.0	24.8
Department of Health	99.7	0.0	99.7
	<hr/>	<hr/>	<hr/>
Total 2009-10 effective appropriations	396.9	0.0	396.9
	<hr/>	<hr/>	<hr/>
AVAILABLE RESERVES	(6.9)	7.0	0.1

This financial outlook statement does not include the transfer from the Lawton Chiles Endowment Fund to the Biomedical Research Trust Fund under section 215.5601, Florida Statutes, nor does it include the appropriation from the trust fund. The projected amount of the transfer is \$4.8 million for FY 2008-09 and \$2.2 million for FY 2009-10.

**TOBACCO SETTLEMENT TRUST FUND**  
**FINANCIAL OUTLOOK STATEMENT, continued**  
including effective FY 2009-10 appropriations  
FY 2010-11 through FY 2012-13  
(\$ MILLIONS)

DATE: 17-Jul-09  
TIME: 12:00 AM

	<u>RECURRING</u>	<u>NON-RECURRING</u>	<u>TOTAL</u>
<b>FUNDS AVAILABLE 2010-11</b>			
Balance forward from 2009-10	0.0	0.1	0.1
Annual settlement payment estimate	360.0	0.0	360.0
Profit adjustment estimate	7.3	0.0	7.3
Transfer from Lawton Chiles Endowment Fund	15.7	0.0	15.7
Interest earnings	2.0	0.0	2.0
 Total 2010-11 funds available	 385.0	 0.1	 385.1

The above funds available figures are not adjusted for any financial obligation related to the constitutional funding requirement for tobacco education and prevention. The amount of the financial obligation for FY 2010-11 is estimated to be \$60.4 million.

<b>FUNDS AVAILABLE 2011-12</b>			
Balance forward from 2010-11	0.0	0.0	0.0
Annual settlement payment estimate	360.2	0.0	360.2
Profit adjustment estimate	7.5	0.0	7.5
Transfer from Lawton Chiles Endowment Fund	15.7	0.0	15.7
Interest earnings	2.0	0.0	2.0
 Total 2011-12 funds available	 385.4	 0.0	 385.4

The above funds available figures are not adjusted for any financial obligation related to the constitutional funding requirement for tobacco education and prevention. The amount of the financial obligation for FY 2011-12 is estimated to be \$61.3 million.

<b>FUNDS AVAILABLE 2012-13</b>			
Balance forward from 2011-12	0.0	0.0	0.0
Annual settlement payment estimate	363.5	0.0	363.5
Profit adjustment estimate	7.7	0.0	7.7
Transfer from Lawton Chiles Endowment Fund	15.7	0.0	15.7
Interest earnings	2.0	0.0	2.0
 Total 2012-13 funds available	 388.9	 0.0	 388.9

The above funds available figures are not adjusted for any financial obligation related to the constitutional funding requirement for tobacco education and prevention. The amount of the financial obligation for FY 2012-13 is estimated to be \$63.1 million.

**EDUCATIONAL ENHANCEMENT (LOTTERY) TRUST FUND**  
**CONSENSUS REVENUE ESTIMATING CONFERENCE**  
**RETROSPECT**  
FY 2006-07 and FY 2007-08  
(\$ MILLIONS)

29-Oct-2008

	RECURRING	NON- RECURRING	TOTAL
<b>FUNDS AVAILABLE 2006-07</b>			
Balance forward from 2005-06	0.0	266.3	266.3
Revenues from Lottery ticket sales	1,256.4	0.0	1,256.4
Revenues from slot machine activity	172.9	(124.7)	48.2
Transfer from DOL Administrative TF	0.0	6.1	6.1
Interest earnings	6.3	0.0	6.3
Miscellaneous revenue	0.0	0.7	0.7
FCO reversions	0.0	1.0	1.0
	1,435.6	149.4	1,585.0
<b>EXPENDITURES 2006-07</b>			
Public Schools	330.9	0.0	330.9
State University System	166.9	10.1	177.0
State University System/challenge grants	0.0	120.1	120.1
Community Colleges	115.8	24.1	139.9
Community Colleges/facilities matching grants	0.0	35.0	35.0
Bright Futures	346.3	0.0	346.3
Student Financial Assistance	21.4	0.0	21.4
Classrooms First/Class Size Reduction	206.1	0.0	206.1
	1,187.4	189.3	1,376.9
AVAILABLE RESERVES	248.2	(39.9)	208.1
<b>FUNDS AVAILABLE 2007-08</b>			
Balance forward from 2006-07	0.0	0.0	208.1
Revenues from Lottery ticket sales	(1.6)	1.6	1,277.1
Revenues from slot machine activity	157.7	(157.7)	122.3
Transfer from DOL Administrative TF	0.0	0.0	6.9
Fixed Capital Outlay reversions	0.0	0.0	5.9
Interest earnings	0.0	0.0	7.0
Nonoperating revenue	0.0	0.0	1.9
	156.1	(156.1)	1,629.2
<b>EXPENDITURES 2007-08</b>			
Public Schools	(15.0)	15.0	423.2
State University System	(78.8)	78.8	239.0
Community Colleges	(48.7)	48.7	161.3
Bright Futures	0.0	0.0	380.7
Student Financial Assistance	0.0	0.0	38.8
SMART Schools/Classrooms First	0.0	0.0	0.3
Class Size Reduction/Debt Service	0.0	0.0	236.5
	(142.5)	142.5	1,479.8
AVAILABLE RESERVES	298.6	(298.6)	149.4

**EDUCATIONAL ENHANCEMENT TRUST FUND  
FINANCIAL OUTLOOK STATEMENT**

including the 2009-10 General Appropriations Act and law changes affecting revenue  
FY 2008-09 through FY 2012-13  
(\$ MILLIONS)

		DATE:	
	<u>RECURRING</u>	NON- <u>RECURRING</u>	<u>TOTAL</u>
<b>FUNDS AVAILABLE 2008-09</b>			
Balance forward from 2007-08	0.0	149.4	149.4
Revenues from Lottery ticket sales	1,225.7	0.5	1,226.2
Revenues from slot machine activity	178.0	(73.6)	104.4
Transfer from DOL Administrative TF	0.0	6.3	6.3
Interest earnings	3.0	0.0	3.0
	<hr/>	<hr/>	<hr/>
Total 2008-09 funds available	1,406.7	82.6	1,489.3
<b>ESTIMATED EXPENDITURES 2008-09</b>			
Public Schools	402.3	0.0	402.3
Public Schools/non-FEFP	6.9	3.3	10.2
State University System	205.9	22.6	228.5
Community Colleges	121.9	8.1	130.0
Bright Futures	422.7	13.5	436.2
Student Financial Assistance	38.9	0.0	38.9
SMART Schools/Classrooms First	166.9	0.0	166.9
Class Size Reduction/Debt Service	155.0	0.0	155.0
Reappropriations	0.0	0.6	0.6
Budget amendment (EOG #B2009-0128)	0.0	(48.2)	(48.2)
Pending budget amendment (refund)	0.0	2.3	2.3
Reductions to appropriations (SB2A)	(78.7)	(2.3)	(81.0)
Reductions to appropriations/vetoes	3.2	0.1	3.3
	<hr/>	<hr/>	<hr/>
Total 2008-09 estimated expenditures	1,445.0	(0.0)	1,445.0
AVAILABLE RESERVES	<hr/>	<hr/>	<hr/>
	(38.3)	82.6	44.3
<b>FUNDS AVAILABLE 2009-10</b>			
Balance forward from 2008-09	0.0	44.3	44.3
Revenues from Lottery ticket sales	1,210.9	0.0	1,210.9
Revenues from slot machine activity	178.0	(45.1)	132.9
Lottery -ITVM	3.5	(0.8)	2.7
Unused appropriations (debt service)	0.0	35.8	35.8
Interest earnings	3.0	0.0	3.0
	<hr/>	<hr/>	<hr/>
Total 2009-10 funds available (A)	1,395.4	34.2	1,429.6
<b>APPROPRIATIONS 2009-10</b>			
Public Schools	295.3	33.5	328.8
Public Schools/non-FEFP	10.7	0.0	10.7
State University System	201.2	0.0	201.2
Community Colleges	117.0	0.0	117.0
Bright Futures	418.9	0.0	418.9
Student Financial Assistance	28.5	0.0	28.5
SMART Schools/Classrooms First	166.9	0.0	166.9
Class Size Reduction/Debt Service	154.3	(2.4)	151.9
	<hr/>	<hr/>	<hr/>
Total 2009-10 appropriations	1,392.8	31.1	1,423.9
AVAILABLE RESERVES	<hr/>	<hr/>	<hr/>
	2.6	3.1	5.7

(A) Senate Bill 788 authorizes the ratification of an Indian Gaming Compact by the Florida Legislature after execution by the Governor. Revenue from the ratification which would be available for appropriation from the Educational Enhancement Trust Fund (EETF) is not included here. The bill also authorizes the transfer of any Indian Gaming revenues already received by the state to the EETF once the U.S. Department of Interior approves the ratification; those contingent receipts are not shown at this time.

**EDUCATIONAL ENHANCEMENT TRUST FUND**  
**FINANCIAL OUTLOOK STATEMENT, continued**  
including the 2009-10 General Appropriations Act and law changes affecting revenue  
FY 2008-09 through FY 2012-13  
(\$ MILLIONS)

DATE: 17-Jul-09

	<u>RECURRING</u>	<u>NON- RECURRING</u>	<u>TOTAL</u>
<b>FUNDS AVAILABLE 2010-11</b>			
Balance forward from 2009-10	0.0	5.7	5.7
Revenues from Lottery ticket sales	1,204.3	0.0	1,204.3
Revenues from slot machine activity	178.0	0.0	178.0
Lottery -ITVM	3.4	0.0	3.4
Interest earnings	3.0	0.0	3.0
Total 2010-11 funds available (A)	1,388.7	5.7	1,394.4
<b>FUNDS AVAILABLE 2011-12</b>			
Balance forward from 2010-11	0.0	0.0	0.0
Revenues from Lottery ticket sales	1,212.3	0.0	1,212.3
Revenues from slot machine activity	183.3	0.0	183.3
Lottery -ITVM	3.4	0.0	3.4
Interest earnings	3.0	0.0	3.0
Total 2011-12 funds available (A)	1,402.0	0.0	1,402.0
<b>FUNDS AVAILABLE 2012-13</b>			
Balance forward from 2011-12	0.0	0.0	0.0
Revenues from Lottery ticket sales	1,227.9	0.0	1,227.9
Revenues from slot machine activity	190.8	0.0	190.8
Lottery -ITVM	3.5	0.0	3.5
Interest earnings	3.0	0.0	3.0
Total 2012-13 funds available (A)	1,425.2	0.0	1,425.2

(A) Senate Bill 788 authorizes the ratification of an Indian Gaming Compact by the Florida Legislature after execution by the Governor. Revenue from the ratification which would be available for appropriation from the Educational Enhancement Trust Fund (EETF) is not included here. The bill also authorizes the transfer of any Indian Gaming revenues already received by the state to the EETF once the U.S. Department of Interior approves the ratification; those contingent receipts are not shown at this time.

**STATE SCHOOL TRUST FUND**  
**CONSENSUS REVENUE ESTIMATING CONFERENCE**  
**RETROSPECT**  
FY 2006-07 and 2007-08  
(\$ MILLIONS)

29-Oct-08

	RECURRING -----	NON- RECURRING -----	TOTAL -----
<b>FUNDS AVAILABLE FOR 2006-07</b>			
Cash & short term investments balance forward	0.0	232.9	232.9
Transfers from Unclaimed Property TF	99.7	-0.8	98.9
Parimutuel escheated tickets	1.5	0.0	1.5
Miscellaneous receipts	1.1	0.0	1.1
Refunds	0.0	0.0	0.0
Interest earnings	7.0	0.0	7.0
	-----	-----	-----
Total 2006-07 funds available	109.3	232.1	341.4
<b>EXPENDITURES FOR 2006-07</b>			
Grants & Aids/FEFP	109.4	25.3	134.7
Grants & Aids/non-FEFP	0.0	73.5	73.5
Workforce education	0.2	9.4	9.6
	-----	-----	-----
Total 2006-07 expenditures	109.6	108.2	217.8
	=====	=====	=====
AVAILABLE RESERVES	-0.3	123.9	123.6
 <b>FUNDS AVAILABLE FOR 2007-08</b>			
Cash & short term investments balance forward	0.0	123.6	123.6
Transfers from Unclaimed Property TF	157.8	-0.8	157.0
Parimutuel escheated tickets	1.8	0.0	1.8
Miscellaneous receipts	1.2	0.0	1.2
Refunds	1.6	0.0	1.6
Interest earnings	3.6	0.0	3.6
Closeout of voucher subaccount	5.4	0.0	5.4
	-----	-----	-----
Total 2007-08 funds available	171.4	122.8	294.2
<b>EXPENDITURES FOR 2007-08</b>			
Grants & Aids/FEFP	111.0	14.8	125.8
Grants & Aids/non-FEFP	56.1	0.0	56.1
Workforce education	2.6	8.5	11.1
	-----	-----	-----
Total 2007-08 expenditures	169.7	23.3	193.0
	=====	=====	=====
AVAILABLE RESERVES	1.7	99.5	101.2

**STATE SCHOOL TRUST FUND**  
**FINANCIAL OUTLOOK STATEMENT**  
including effective FY 2009-10 appropriations  
FY 2008-09 through FY 2012-13  
(\$ MILLIONS)

17-Jul-09

	<u>RECURRING</u>	<u>NON- RECURRING</u>	<u>TOTAL</u>
<b>FUNDS AVAILABLE 2008-09</b>			
Balance forward from 2007-08	0.0	101.2	101.2
Estimated transfers from Unclaimed Property TF	150.4	0.0	150.4
Parimutuel escheated tickets	1.3	0.0	1.3
Interest earnings	2.5	0.0	2.5
	<hr/>	<hr/>	<hr/>
Total 2008-09 funds available	154.2	101.2	255.4
<b>ESTIMATED EXPENDITURES 2008-09</b>			
Grants & Aids/FEFP	68.0	0.0	68.0
Grants & Aids/class size reduction	46.4	0.0	46.4
Budget amendment (EOG #B2009-0128)	0.0	48.2	48.2
Supplemental appropriations (SB2A)	39.8	50.7	90.5
	<hr/>	<hr/>	<hr/>
Total 2008-09 estimated expenditures	154.2	98.9	253.1
AVAILABLE RESERVES	<hr/>	<hr/>	<hr/>
	0.0	2.3	2.3
<b>FUNDS AVAILABLE 2009-10</b>			
Balance forward from 2008-09	0.0	2.3	2.3
Estimated transfers from Unclaimed Property TF	153.5	0.0	153.5
Parimutuel escheated tickets	1.3	0.0	1.3
Interest earnings	2.5	0.0	2.5
	<hr/>	<hr/>	<hr/>
Total 2009-10 funds available	157.3	2.3	159.6
<b>APPROPRIATIONS 2009-10</b>			
Grants & Aids/FEFP	73.4	0.0	73.4
Grants & Aids/class size reduction	86.2	0.0	86.2
	<hr/>	<hr/>	<hr/>
Total 2009-10 effective appropriations	159.5	0.0	159.5
AVAILABLE RESERVES	<hr/>	<hr/>	<hr/>
	-2.2	2.3	0.1

**STATE SCHOOL TRUST FUND**  
**FINANCIAL OUTLOOK STATEMENT, continued**  
including effective FY 2009-10 appropriations  
FY 2008-09 through FY 2012-13  
(\$ MILLIONS)

17-Jul-09

	<u>RECURRING</u>	<u>NON-RECURRING</u>	<u>TOTAL</u>
<b>FUNDS AVAILABLE 2010-11</b>			
Balance forward from 2009-10	0.0	0.1	0.1
Estimated transfers from Unclaimed Property TF	165.5	0.0	165.5
Parimutuel escheated tickets	1.3	0.0	1.3
Interest earnings	2.5	0.0	2.5
	169.3	0.1	169.4
<b>FUNDS AVAILABLE 2011-12</b>			
Balance forward from 2010-11	0.0	0.0	0.0
Estimated transfers from Unclaimed Property TF	173.8	0.0	173.8
Parimutuel escheated tickets	1.3	0.0	1.3
Interest earnings	2.5	0.0	2.5
	177.6	0.0	177.6
<b>FUNDS AVAILABLE 2012-13</b>			
Balance forward from 2011-12	0.0	0.0	0.0
Estimated transfers from Unclaimed Property TF	182.7	0.0	182.7
Parimutuel escheated tickets	1.3	0.0	1.3
Interest earnings	2.5	0.0	2.5
	186.5	0.0	186.5



**Measures Affecting Revenue and Tax Administration - 2009 Regular Session**  
**Increase/(Decrease) in \$ Millions**  
**Final**

Chapter Law	BILL #	Issue	Tax	FY 09-10							
				GR		Trust		Local		Total	
				Cash	Recur.	Cash	Recur.	Cash	Recur.	Cash	Recur.
2009-173	258	Petition for Name change, costs for fingerprinting and crim. history records check	Other Taxes and Fees	*	*	*	*	0	0	*	*
2009-32	344	Change from secondary enforcement to primary enforcement	Other Taxes and Fees	**	**	**	**	**	**	**	**
2009-96	360	Affordable Housing: Community Land Trusts (1)	Ad Valorem Tax	0	0	0	0	0	-0.4	0	-0.4
2009-96	360	Affordable Housing: Charitable non-profits, affirmative steps (1)	Ad Valorem Tax	0	0	0	0	0	-0.2	0	-0.2
2009-96	360	Limited Partnerships	Ad Valorem Tax	0	0	0	0	0	(**)	0	(**)
2009-96	360	Low Income Change (1)	Ad Valorem Tax	0	0	0	0	0	-1.2	0	-1.2
2009-215	412	Sheriff's Civil Process Service Fees	Court-related Fees	0	0	0	0	42	42	42	42
2009-199	494	Certification of Urban Landscape Commercial Fertilizer Application	Other Taxes and Fees	**	*	0	0	**	*	**	*
2009-174	526	Offenses Against a Minor: Statewide Guardian Ad Litem	Court-related Fees	*	*	0.1	0.1	*	*	0.1	0.1
JR	532	First-time homebuyers; principal res. 25%,100k cap (9)	Ad Valorem Tax	0	0	0	0	0	(**)	0	(**)
JR	532	5% cap NHX (10)	Ad Valorem Tax	0	0	0	0	0	(**)	0	(**)
2009-97	538	Firefighters	Insurance Premium Tax	0	0	0	0	0	0	0	0
VETOED	718	Indigent Care and Trauma Centers: Eliminate JAX Exclusion	Discretionary Sales Surtax	0	0	0	0	**	**	**	**
2009-98	762	Tuition differential allowed at all universities	Tuition	0	0	0	0	**	**	**	**
2009-170	788	Indian Gaming Compact (7)	Indian Gaming Revenue Share	0	0	**	**	0	0	**	**
2009-170	788	Cardrooms increasing betting limits (7)	Pari-mutuel Tax	**	**	0	0	0	0	**	**
2009-170	788	Cardrooms additional hours (7)	Pari-mutuel Tax	**	**	0	0	0	0	**	**
2009-170	788	Convert Jai-alai permit to dog racing permit (7)	Pari-mutuel Tax	0	**	0	0	0	0	0	**
2009-170	788	Payment frequency from weekly to monthly beginning 7/1/2012 (7)	Pari-mutuel Tax	0	0	0	0	0	0	0	0
2009-170	788	Quarter horse substitute 50% of races with thoroughbred races w/Hialeah (7)	Pari-mutuel Tax	**	**	0	0	0	0	**	**
2009-170	788	\$3.0 million initial and annual to \$2.5 then \$2.0 initial and annual (7)	Slot Machines License Fees	0	(**)	0	0	0	0	0	(**)
2009-170	788	Slots operating at Hialeah Park (7)	Slot Machines License Fees	0	**	0	0	0	0	0	**
2009-170	788	Slots operating at Hialeah Park (7)	Slot Machines Tax	0	0	0	**	0	0	0	**
2009-170	788	Payment frequency from weekly to monthly beginning 7/1/2012 (7)	Slot Machines Tax	0	0	0	0	0	0	0	0
2009-170	788	Progressive games, prize payout percentage (7)	Slot Machines Tax	0	0	**	**	0	0	**	**
2009-170	788	Reduce tax rate to 35% with 2008-09 collections as floor (7)	Slot Machines Tax	0	0	(**)	0	0	0	(**)	0
2009-99	810	\$8,500 wages cap, 3.7 and 4.7 to 4.0 and 5.0, 3 year recoupment period (1/1/10)	Unemployment Compensation Tax	0	0	304.3	545.1	0	0	304.3	545.1
2209-100	858	\$1 voluntary contribution to stop heart disease, drivers' licenses	Highway Safety Fees	0	0	*	*	0	0	*	*
2009-182	1000	Fire Rescue Services (10)	Discretionary Sales Surtax	0	0	0	0	**	**	**	**
2009-114	1018	Certification costs for Guardians Ad Litem	Other Taxes and Fees	0	0	*	*	0	0	*	*
2009-183	1100	Collier vs. Dickinson Litigation Settlement	Highway Safety Fees	-9.4	0	0	0	0	0	-9.4	0
2009-18	1112	Bonus Depreciation 7 year (3)	Corporate Income Tax	+-	+-	0	0	0	0	+-	+-
2009-221	1144	Health Care Clinic Establishment Permit	Other Taxes and Fees	*	*	0.2	0.2	0	0	0.2	0.2

**Measures Affecting Revenue and Tax Administration - 2009 Regular Session**  
**Increase/(Decrease) in \$ Millions**  
**Final**

Chapter Law	BILL #	Issue	Tax	FY 09-10							
				GR		Trust		Local		Total	
				Cash	Recur.	Cash	Recur.	Cash	Recur.	Cash	Recur.
2009-222	1248	Instructional materials, replacement costs	Other Taxes and Fees	0	0	0	0	**	**	**	**
2009-130	1580	Acceptance of partial payments for real and tangible property	Ad Valorem Tax	0	0	0	0	**	**	**	**
2009-130	1580	Educational Facilities	Ad Valorem Tax	0	0	0	0	(**)	0	(**)	0
2009-55	1658	Nursing Home Quality Assessments	Other Taxes and Fees	0	0	(**)	(**)	0	0	(**)	(**)
2009-55	1658	Health Care Provider Assessments--Developmentally Disabled	Other Taxes and Fees	0	0	8	0	0	0	8	0
2009-58	1664	Moffitt center distribution (8)	Cigarette Tax	0	0	0	0	0	0	0	0
2009-59	1676	\$100 limit on teacher certification fees repealed	Other Taxes and Fees	0	0	**	**	0	0	**	**
2009-59	1676	CLAST testing fees repealed	Other Taxes and Fees	0	0	(*)	(*)	0	0	(*)	(*)
2009-59	1676	Authorizes school board to levy additional millage	Ad Valorem	0	0	0	0	**	**	**	**
2009-59	1676	Recapture local revenue not realized due to VAB action (1)	Ad Valorem	0	0	0	0	43.6	43.6	43.6	43.6
2009-60	1696	Eligibility criteria for resident tuition	Tuition	0	0	0	0	**	**	**	**
2009-60	1696	Non-resident student fees	Tuition	0	0	0	0	**	**	**	**
2009-60	1696	Excess hour surcharge	Tuition	0	0	0	0	7.6	7.6	7.6	7.6
2009-61	1718	Revised fees and redirected revenues	Court-related Fees	11.7	11.7	225.7	225.7	-42.6	-42.6	194.8	194.8
2009-61	1718	Clerk of Courts Trust Fund Transfer to GR	Court-related Fees	58	58	-58	-58	0	0	0	0
2009-62	1720	Redirects federal reimbursements from GR to Trust	Other Taxes and Fees	-0.3	-0.3	0.3	0.3	0	0	0	0
2009-63	1722	Costs paid by offender for new prison diversion program	Other Taxes and Fees	0	0	0	0	0	0	0	0
2009-63	1722	Inmate copayment for non-emergency health care visits from \$4 to \$5	Other Taxes and Fees	0.1	0.1	0	0	0	0	0.1	0.1
2009-65	1742	Repeal shoreline saltwater exemption, \$7.50 license fee	Fishing Licenses	0	0	0.9	1.4	0	0	0.9	1.4
2009-66	1744	Supplemental pesticide registration fee	Other Taxes and Fees	0.3	0.2	3.4	1.7	0	0	3.7	1.9
2009-66	1744	Weights or measuring devices permits	Other Taxes and Fees	0.2	0.2	2.1	2.1	0	0	2.3	2.3
2009-66	1744	Specialty Fertilizer registration fees	Other Taxes and Fees	0	0	0.1	0.1	0	0	0.1	0.1
2009-66	1744	Seed dealers fees	Other Taxes and Fees	*	*	0.4	0.4	0	0	0.4	0.4
2009-67	1748	Taxpayer fee for non-compliance	Other Taxes and Fees	0	3.1	6.2	6.2	0	0	6.2	9.3
2009-68	1750	Water Protection & Sust. Pgm TF redirect to GR	Documentary Stamp Tax	2	2	-2	-2	0	0	0	0
2009-68	1750	Marine Resources Conservation TF redirect to GR	Documentary Stamp Tax	0.1	0.1	-0.1	-0.1	0	0	0	0
2009-68	1750	Land Acquisition TF Redirect to GR	Documentary Stamp Tax	6.3	6.3	-6.3	-6.3	0	0	0	0
2009-68	1750	Ecosystem Mgmt & Restoration TF redirect to GR	Sales and Use Tax	35.8	35.8	-35.8	-35.8	0	0	0	0
2009-68	1750	Termination of Lake Okeechobee Prot TF & transfer to GR	Other Taxes and Fees	0.1	0	-0.1	0	0	0	0	0
2009-70	1758	Redirect surplus lines, independently procured coverage, risk retention groups tax	Insurance Premium Tax	28.6	28.6	-28.6	-28.6	0	0	0	0
2009-71	1778	Increases and redirects	Highway Safety Fees	675.6	857.1	122.2	152.6	0	0	797.8	1009.7
2009-72	1780	Processing fee of \$10 for first page of initial financing statement to GR	Corporate Filing Fees	1	1	0	0	0	0	1	1
2009-78	1806	Increase GR Service Charge to 8% for TFs; 4% for marketing orders	GR Service Charge	36.2	37.2	0	0	0	0	36.2	37.2

**Measures Affecting Revenue and Tax Administration - 2009 Regular Session**  
**Increase/(Decrease) in \$ Millions**  
**Final**

Chapter Law	BILL #	Issue	Tax	FY 09-10							
				GR		Trust		Local		Total	
				Cash	Recur.	Cash	Recur.	Cash	Recur.	Cash	Recur.
2009-78	1806	Increase GR Service Charge to 8% for TFs; 4% for marketing orders	Beverage Excise Tax	-0.5	-0.5	-0.1	-0.1	0	0	-0.6	-0.6
2009-78	1806	Increase GR Service Charge to 8% for TFs; 4% for marketing orders	Cigarette Tax	-1.8	-1.8	-1.9	-1.9	-0.1	-0.1	-3.8	-3.8
2009-78	1806	Increase GR Service Charge to 8% for TFs; 4% for marketing orders	Documentary Stamp Tax	-3	-3	-4.9	-4.9	0	0	-7.9	-7.9
2009-78	1806	Increase GR Service Charge to 8% for TFs; 4% for marketing orders	Motor Fuel Tax	0	0	0	0	-3.6	-3.6	-3.6	-3.6
2009-78	1806	Increase GR Service Charge to 8% for TFs; 4% for marketing orders	Aviation Fuel Tax	0	0	-0.5	-0.5	0	0	-0.5	-0.5
2009-78	1806	Increase GR Service Charge to 8% for TFs; 4% for marketing orders	Pari-mutuel Tax	-0.8	-0.8	0	0	0	0	-0.8	-0.8
2009-78	1806	Increase GR Service Charge to 8% for TFs; 4% for marketing orders	Other Taxes and Fees	0	0	-19	-20	0	0	-19	-20
2009-79	1840	Impact of \$1.00 per pack surcharge	Cigarette Tax	-35.2	-38.4	-14	-15.2	-1.3	-1.5	-50.5	-55.1
2009-79	1840	\$1.00 per pack surcharge	Cigarette Surcharge	74.8	78.5	860.4	902.6	0	0	935.2	981.1
2009-79	1840	Impact of 60% surcharge	Other Tobacco Products Tax	-7.6	-8.3	0	0	0	0	-7.6	-8.3
2009-79	1840	60% surcharge	Other Tobacco Products Surcharge	4.3	4.5	49.6	52	0	0	53.9	56.5
2009-79	1840	Impact of \$1.00 per pack surcharge cigarettes, 60% surcharge oth. tob. products	Sales and Use Tax	12.3	13.3	*	*	2.8	3	15.1	16.3
2009-223	1986	Pharmacy agents, private utilization review agents, certification of waived labs	Other Taxes and Fees	0	0	-0.4	-0.4	0	0	-0.4	-0.4
2009-204	2108	Clerks retain 10% of all fines	Court-related Fees	-3.6	-3.6	-6.9	-6.9	10.5	10.5	0	0
2009-204	2108	Clerk of Courts Trust Fund Transfer from GR	Court-related Fees	-58	-58	58	58	0	0	0	0
2009-204	2108	State court Facility Fines	Court-related Fees	0	0	0	0	**	**	**	**
2009-224	2150	Voluntary \$2 check-off to Southeastern Guide Dogs, 90% to FWCC	Hunting and Fishing Licenses	0	0	*	*	0	0	*	*
2009-188	2198	Tobacco Litigation Appeal Bonds	Court-related Fees	0	0	**	0	(**)	0	(**)	0
2009-241	2226	Mortgage Regulatory Fees	Other Taxes and Fees	0.4	0.5	4.6	6	0	0	5	6.5
2009-191	2282	First-Responder Fees	Local Government Fees	0	0	0	0	(**)	(**)	(**)	(**)
2009-131	2430	Transfer between related entities	Documentary Stamp Tax	12.3	12.3	14.3	14.3	1.1	1.1	27.7	27.7
2009-131	2430	Extension of surtax repeal date to 2031	Documentary Stamp Surtax	0	0	0	0	0	9.8	0	9.8
2009-131	2430	Extension of surtax repeal date to 2031	Documentary Stamp Tax	0	-3.9	0	-4.4	0	-0.3	0	-8.6
2009-192	2504	Limited Piggyback	Corporate Income Tax	+/-	+/-	0	0	0	0	+/-	+/-
2009-81	2600	Everglades bonds	Documentary Stamp Tax	-3	-3	3	3	0	0	0	0
2009-81	2600	ITVM's	Lottery	0	0	2.7	3.5	0	0	2.7	3.5
2009-81	2600	75 Additional DOR auditors	Sales and Use Tax	4.4	14	*	*	0.9	3.1	5.3	17.1
2009-81	2600	DOR position loss	Various Taxes	(**)	(**)	(**)	(**)	(**)	(**)	(**)	(**)
2009-132	2612	Substance Abuse Licensure Fees	Other Taxes and Fees	0	0	0	0	0	0	0	0
2009-158	2700	Mail-in precious metals dealers, registration required	Other Taxes and Fees	*	*	*	*	*	*	*	*
2009-133	61	Timeshares	Tourist Development Tax	0	0	0	0	1.1	1.1	1.1	1.1

**Measures Affecting Revenue and Tax Administration - 2009 Regular Session**  
**Increase/(Decrease) in \$ Millions**  
**Final**

Chapter Law	BILL #	Issue	Tax	FY 09-10							
				GR		Trust		Local		Total	
				Cash	Recur.	Cash	Recur.	Cash	Recur.	Cash	Recur.
VETOED	63	Fingerprint fees for auctioneers, auctioneer apprentices & auction businesses	Other Taxes and Fees	0	0	0.1	*	0	0	0.1	*
2009-48	127	Enterprise Zones--Ocala	Sales/Corporate	-0.1	-0.3	(*)	(*)	(*)	(*)	-0.1	-0.3
2009-135	179	Image Technology	Ad Valorem Tax	0	0	0	0	+-	+-	+-	+-
2009-49	227	Burden of proof on government	Local Government Impact Fees	0	0	0	0	(**)	(**)	(**)	(**)
2009-206	293	Motor Vehicle and Mobile Home Transfer Fee	Highway Safety Fees	*	*	0.4	0.5	0	0	0.4	0.5
2009-162	339	Mail-in precious metals dealers, registration required	Other Taxes and Fees	SEE SB2700							
2009-195	425	Cosmetology Licensing and Renewal Fees	Other Taxes and Fees	0	0	0	**	0	0	0	**
2009-195	425	Construction Certification and Renewal Fee	Other Taxes and Fees	0	0	0	**	0	0	0	**
2009-108	453	Corporate Scholarships, allow credits against Insurance Premium Tax	Corporate/Insurance Premium	0	0	0	0	0	0	0	0
2009-138	481	Traffic Violations: School Bus; Highway Racing; Reckless Driving	Highway Safety Fees	0.1	0.1	1	1	0	0	1.1	1.1
2009-242	483	Securities dealers--background check, fingerprint fees	Other Taxes and Fees	0	0	*	*	0	0	*	*
2009-50	485	New Markets	Corporate/Insurance Premium Tax	0	-20	0	0	0	0	0	-20
2009-109	509	Expand local license and permit fee exemption for veterans	Local fees	0	0	0	0	(*)	(*)	(*)	(*)
2009-109	509	Redistribute veterans license plate fees (6)	Motor Vehicle Licenses	0	0	0	0	0	0	0	0
2009-139	515	Tiered tax on tertiary oil production	Severance Tax	+/-	+/-	+/-	+/-	0	0	+/-	+/-
2009-121	521	Burden of Proof - Presumption of Correctness (1)	Ad Valorem Tax	0	0	0	0	-147.8	-652.8	-147.8	-652.8
2009-110	687	\$1 Voluntary Contribution for Florida Sheriffs Youth Ranches--Motor Veh. License	Highway Safety Fees	0	0	0.1	0.1	0	0	0.1	0.1
VETOED	739	Community college transportation access fee up to \$6 per credit hour (2)	Local fees	0	0	0	0	**	**	**	**
JR	833	Deployed military (4)	Ad Valorem Tax	0	0	0	0	0	(**)	0	(**)
2009-116	845	Electric cooperatives self-insurance fund	Insurance Premium Tax	0	0	0	0	0	0	0	0
2009-233	1003	Eliminate repeal of \$8 firearm fee	Other Taxes and Fees	0.1	0.2	1.7	2.2	0	0	1.8	2.4
2009-85	1021	Tolls in high occupancy and express lanes	Other Taxes and Fees	0	0	**	**	0	0	**	**
2009-85	1021	Logo sign program (also HB5013)	Other Taxes and Fees	**	**	**	**	0	0	**	**
2009-146	1205	Counties Authorized to Levy Surtax Expanded (5)	County Sales Surtax	0	0	0	0	**	**	**	**
2009-111	1213	Public-Private Transportation Facilities	Various Taxes	(**)	(**)	(**)	(**)	(**)	(**)	(**)	(**)
2009-86	1423	Fee for vehicles previously registered outside the state, \$6 to \$10	Highway Safety Fees	0.2	0.2	1.7	2.4	0	0	1.9	2.6
2009-86	1423	Manatee License Plate from \$20 to \$25	Motor Vehicle Licenses	*	*	0.2	0.3	0	0	0.2	0.3

**Measures Affecting Revenue and Tax Administration - 2009 Regular Session  
Increase/(Decrease) in \$ Millions  
Final**

Chapter Law	BILL #	Issue	Tax	FY 09-10							
				GR		Trust		Local		Total	
				Cash	Recur.	Cash	Recur.	Cash	Recur.	Cash	Recur.
2009-86	1423	Conserve Wildlife License Plate from \$15 to \$25	Motor Vehicle Licenses	0	0	0.2	0.2	0	0	0.2	0.2
2009-86	1423	Waterfowl permit increase from \$3 to \$5	Hunting and Fishing Licenses	0	0	0*		0	0	0*	
2009-86	1423	Turkey permit increase from \$5 to \$10 resident, \$100 to \$125 non-resident	Hunting and Fishing Licenses	0	0	0	0.2	0	0	0	0.2
2009-86	1423	Snook permit increase from \$2 to \$10	Hunting and Fishing Licenses	0	0	0	1.9	0	0	0	1.9
2009-86	1423	Spiny lobster permit increase from \$2 to \$5	Hunting and Fishing Licenses	0	0	0	0.4	0	0	0	0.4
2009-86	1423	Special use Permit Fees, \$100 to \$150 per day, \$250 to \$300 per week	Hunting and Fishing Licenses	0	0	0	0	0	0	0	0
2009-86	1423	Camping/Hiking Management area permit fees, \$25 to \$30/year, \$5 day permit	Hunting and Fishing Licenses	0	0	0	1.1	0	0	0	1.1
2009-86	1423	Hunting/Fishing Management area permit fees, \$25 to \$30 /year	Hunting and Fishing Licenses	0	0	0	0.2	0	0	0	0.2
2009-86	1423	Deer permit created at \$5	Hunting and Fishing Licenses	0	0	0	0.5	0	0	0	0.5
2009-86	1423	Seagrass Scarring penalties	Other Taxes and Fees	0	0*	*		0	0*	*	
2009-86	1423	Coral Reef Protection penalties	Other Taxes and Fees	0	0*	*		0	0*	*	
2009-86	1423	Spiny Lobster transferable trap certificate fees	Hunting and Fishing Licenses	0	0 (*)		0	0	0 (*)		0
2009-86	1423	Alligator Trapping and Farming Agents' Licenses	Hunting and Fishing Licenses	0	0 (*)	(*)		0	0 (*)	(*)	
2009-89	5013	Logo sign program (also HB1021)	Other Taxes and Fees	**	**	**	**	0	0	**	**
2009-51	7031	Out-of-State Boat Decal Extension	Sales and Use Tax	0	0	0	0	0	0	0	0
2009-51	7031	Rural Job Tax Credits	Sales/Corporate	(*)	(*)	(*)	(*)	(*)	(*)	(*)	(*)
2009-171	7141	Statewide seaport access eligibility reporting system, \$50 fee	Other Taxes and Fees	0.3	**	4	**	0	0	4.3	**
2009-157	7157	Conservation Lands (1)	Ad Valorem Tax	0	0	0	0	0	-19.2	0	-19.2

TOTALS 841.9 1023.1 1497.3 1801.2 -85.8 -600.1 2253.4 2224.2

TOTALS less Vetoes 841.9 1023.1 1497.2 1801.2 -85.8 -600.1 2253.3 2224.2

- (1) Assumes current millage rates
- (2) Had all community colleges imposed the fee in 2008-09, the statewide impact would have been \$51.5 million
- (3) There is additionally an indeterminate +/- impact in 2008-09
- (4) If the law were in place during the 2009-10 fiscal year, the potential statewide impact would be approximately -13.0 million, assuming current millage rates
- (5) Should all 13 additional eligible counties levy the full 1 cent, the impact would be \$810.0 cash and \$883.7 m recurring in 2009-10, \$922.6m in 2010-11, \$999.2m in 2011-12, and \$1,085.1m in 2012-13
- (6) There is an annual impact of -\$0.2 on the State Transportation Trust Fund, and +\$0.2 million on the State Homes for Veterans Trust Fund
- (7) The changes contained in SB788 are contingent upon the Indian Gaming Compact being ratified by the Legislature and approved by the US Department of the Interior  
Assuming approval and ratification of the compact by October 1, 2009, SB788 would have the following impacts:  
GR \$5.6 million cash and \$4.4 million recurring in 2009-10, \$5.1 million cash and \$4.4 million recurring in 2010-11, \$4.4 million cash and recurring in 2011-12, and \$1.9 million cash and \$4.4 million recurring in 2012-13  
EETF from Slots -\$15.0 million cash and 0 recurring in 2009-10, -\$13.4 million cash and 0 recurring in 2010-11, -\$8.2 million cash and 0 recurring in 2011-12, and 0 cash and recurring in 2012-13  
EETF from Indian gaming \$289.0 million cash and \$171.0 million recurring in 2009-10, \$171.0 million cash and recurring in 2010-11, 2011-12, and 2012-13
- (8) For fiscal years 2016-17 through 2019-2020, the bill will have an impact of -\$5.6 million GR, and +\$5.6 million to the Moffitt Center
- (9) Should the electorate approve the amendment, the statewide impact on school taxes would be -10m in 2011-12, -21.3 m in 2012-13, -33.2 m in 2013-14, -37.3m in 2014-15, and -38.9m in 2015-16
- (10) Should the electorate approve the amendment, the statewide impact on non-school taxes would be -95.1m in 2011-12, -176.0m in 2012-13, and -253.1m in 2013-14.
- (11) The surtax must be enacted by ordinance by the county commission and approved by a referendum. If all 65 eligible counties implemented the surcharge it would generate \$2.2 billion annually.  
The act requires a reduction in ad valorem tax levies equal to the estimated amount of surtax collections and may or may not equal the amount raised from the sales tax surcharge in any given year.

(\*) Insignificant (less than \$50,000)

(\*\*) Indeterminate

**2009 Regular Session Enrolled Bills with Supplemental Appropriations**

Fiscal Year	Bill #	Bill Title	General Revenue			Trust Fund		
			Recur	NR	Total	Recur	NR	Total
<b>FY 2009-10</b>								
CS/SB	58	Relief/Garcia-Bengochea/DCF	\$0	\$0	\$0	\$950,000	\$0	\$950,000
CS/CS/HB	167	Energy Efficient Appliance Rebate Program	\$0	\$150,000	\$150,000	\$0	\$0	\$0
CS/CS/HB	1423	Fish and Wildlife Conservation Commission	\$0	\$0	\$0	\$185,000	\$0	\$185,000
<b>2009-10 Total</b>			<b>\$0</b>	<b>\$150,000</b>	<b>\$150,000</b>	<b>\$1,135,000</b>	<b>\$0</b>	<b>\$1,135,000</b>

**Fiscal Year 2009-10 Appropriations\***  
**American Recovery and Reinvestment Act (ARRA) of 2009**  
**By Agency**

<b>Department</b>	<b>Original Grant</b>
Agency for Health Care Administration	1,851,339,619
Agency for Workforce Innovation	179,605,728
Agriculture and Consumer Services	12,500,000
Children and Family Services	93,461,227
Community Affairs	194,539,367
Education	2,699,720,511
Elder Affairs	8,346,978
Environment Protection	187,005,347
Fish and Wildlife Conservation Commission	16,972,396
Executive Office of the Governor	174,490,600
Health	11,538,560
Law Enforcement	81,537,096
Revenue	14,985,722
<b>Grand Total</b>	<b>5,526,043,151</b>

\* The above chart excludes \$166.8 million in "double budget" authority wherein a duplicate appropriation is made and transferred between agencies.

Note: The amounts reflected do not include any FY 2008-09 appropriations included in Sections 8 - 87 of the General Appropriations Act, Chapter 2009-81, Laws of Florida.

**TRUTH IN BONDING STATEMENT  
IN SUPPORT OF THE 2009-10 GENERAL APPROPRIATIONS ACT**

**Public Education Capital Outlay Bonds**

The State of Florida is proposing to issue \$155.1 million of debt or obligation for the purpose of educational facilities construction under the Public Education Capital Outlay program. The debt or obligation is expected to be repaid over a period of 30 years. At a forecasted interest rate of 5.63%, the total interest paid over the life of the debt is estimated to be \$166.6 million.

**Everglades Restoration Bonds**

The State of Florida is proposing to issue \$55 million of debt or obligation for the purpose of preserving environmentally sensitive land. The debt or obligation is expected to be repaid over a period of 20 years. At a forecasted interest rate of 6.5%, the total interest paid over the life of the debt is estimated to be \$44.8 million.

**Inland Protection Bonds**

The State of Florida is proposing to issue \$103.4 million of debt or obligation for the purpose of the environmental restoration of hazardous waste sites. The debt or obligation is expected to be repaid over a period of 15 years. At a forecasted interest rate of 5.5%, the total interest paid over the life of the debt will be \$51.1 million.

**Turnpike Revenue Bonds**

The State of Florida is proposing to issue \$211.6 million of debt or obligation for Florida Turnpike construction projects. The debt or obligation is expected to be repaid over a period of 30 years. At a forecasted interest rate of 5.5%, the total interest paid over the life of the debt will be \$220.4 million.

**State Infrastructure Bank Bonds**

The State of Florida is proposing to issue \$110.4 million of debt or obligation for the State Infrastructure Bank. The debt or obligation is expected to be repaid over a period of 20 years. At a forecasted interest rate of 5.5%, the total interest paid over the life of the debt will be \$73.0 million.

**Right of Way Acquisition Bonds**

The State of Florida is proposing to issue \$303.2 million of debt or obligation for the purpose of advanced right of way acquisition. The debt or obligation is expected to be repaid over a period of 30 years. At a forecasted interest rate of 5.5%, the total interest paid over the life of the debt will be \$317.2 million.

**Grant Anticipation Revenue Vehicles (GARVEE) Bonds**

The State of Florida is proposing to issue \$115.8 million of debt or obligation for the purpose of statewide highway construction projects. The debt or obligation is expected to be repaid over a period of 12 years. At a forecasted interest rate of 5.5%, the total interest paid over the life of the debt will be \$41.9 million.

**Sunshine Skyway Bonds**

The State of Florida is proposing to issue \$101.1 million of debt or obligation for the purpose of statewide highway construction, improvement, and maintenance projects. The debt or obligation is expected to be repaid over a period of 30 years. At a forecasted interest rate of 5.5%, the total interest paid over the life of the debt will be \$105.8 million.

**Corrections Facilities Bonds**

The State of Florida is proposing to issue \$195.6 million of debt or obligation for the purpose of corrections facilities construction projects. The debt or obligation is expected to be repaid over a period of 20 years. At a forecasted interest rate of 6.5%, the total interest paid over the life of the debt will be \$161.3 million.

The State of Florida is proposing to issue \$74.6 million of debt or obligation for the purpose of a corrections facility construction project. The debt or obligation is expected to be repaid over a period of 20 years. At a forecasted interest rate of 6.5%, the total interest paid over the life of the debt will be \$61.5 million.

**SUMMARY OF OUTSTANDING STATE DEBT**

As reported by the State Board of Administration in "Annual Debt Service Report (for the Fiscal Year Ended June 30, 2008)" state full faith and credit bonded indebtedness was \$20,870,653,000. For specific detail see page 8 of the report.